

FGG FLOWGRID

AIR VOLUME SENSOR

- Accurate average air volume measurement
- Multiple differential pressure sensing points
- Average static and impact pressure
- Suitable for bi-directional volume measurement
- Low velocity detection from 0.5 m/s
- Frame made of galvanised sheet metal
- Standard mounting flange 20 and 30mm
- Height manufactured in 100mm increments
- Width manufactured in 50mm increments
- Works with all CMR Transmitters and controllers
- CMR standard 24 month warranty
- 30 Years field application experience



CMR FLOWGRID

The FGG Flowgrid has been designed to measure air volume in ventilation ducts. The Flowgrid consists of a galvanised duct section with a length of 200mm or 300mm and is available with a 20 or 30mm flange duct connection to suit standard galvanised duct work.

The CMR Ovalprobes made of anodized aluminium are fitted across the internal duct frame area in predefined spacing. Each Ovalprobe has a number of pressure inlet points to measure the impact and static pressure at the same time. Both static and impact pressure ports of the Ovalprobes have independent pressure manifolds which provides a smooth pressure signal of the whole measured area.

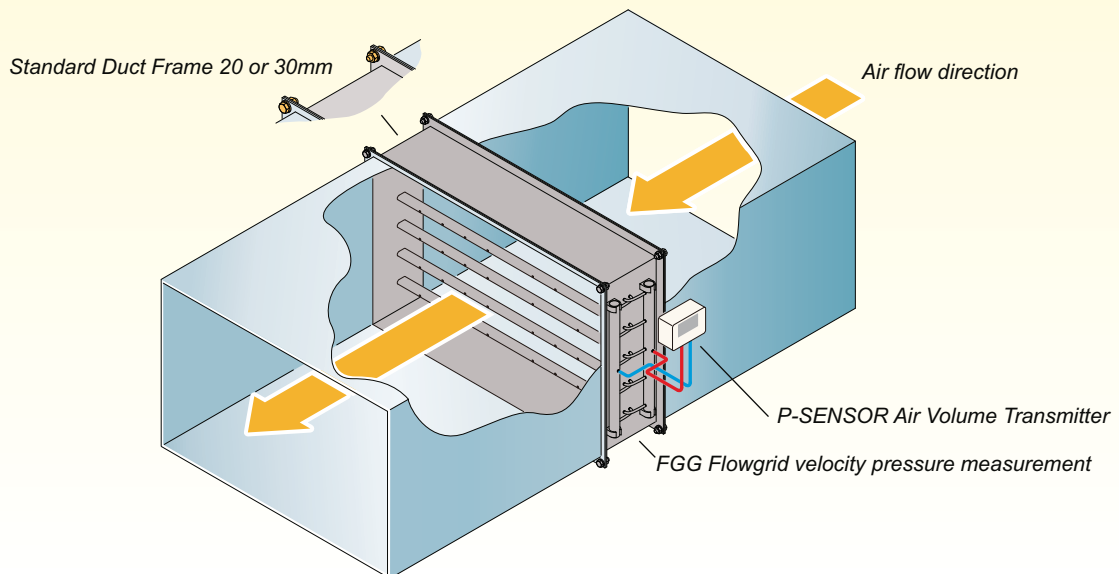
The differential pressure of both impact and static pressure is the velocity pressure which can then be converted by the P-Sensor to provide total air volume measurement.

Another great advantage of the FGG Flowgrid is, that it can measure bi-directional as it is manufactured equally on both sides. This means, the air flow is measured in one direction and should there be a reverse flow, this can be detected and measured when using the CMR P-SENSOR. The installation direction is therefore not important. The FGG Flowgrids are manufactured in standard height increments of 100mm going up to a maximum height of 1200mm.

The width of the Flow Grid is manufactured in increments of 50mm up to 1200mm. The Ovalprobes are fitted across the width and are equally spaced over the height. If the duct height is 1000mm then there will be 10 Ovalprobes fitted into this flowgrid section.

Special dimensions can be manufactured to order.

FGG FLOWGRID and P-SENSOR providing accurate average air volume measurement in a ducts.



FGG FLOWGRID

The FGG Flowgrid is best installed in a straight duct with a minimum length before and after the Flowgrid. A guide for duct length can be calculated approximately by working out the duct area (h x w) in m² multiplied by 1.2. This means, if the duct is 400mm high and 600mm wide it would be the following calculation:
 $0.4\text{m} \times 0.6\text{m} = 0.24 \times 1.2 = 0.288\text{m}$ is the minimum length before and after the FGG Flowgrid. The Flowgrid does not work on a T-Section or after a damper which moves and where the air blows head on into a T-duct section which can cause the air to bounce back onto the Flowgrid. It can be installed vertical or horizontal but care must be taken that the tube connections are either on the side or at the top. Never at the bottom, as condensation might block the measurement tubes. If the air is very turbulent a CMR Flow straightener can be installed on the inlet of the Flowgrid.

The FGG Flowgrid can be installed after an elbow as shown on the right. Best is to have room for a straight duct with a minimum length before and after the Flowgrid. A guide for duct length can be calculated approximately by working out the duct area (h x w) in m² multiplied by 1.2. This means, if the duct is 300mm high and 700mm wide it would be the following calculation:
 $0.3\text{m} \times 0.7\text{m} = 0.21 \times 1.2 = 0.252\text{m}$ is the minimum length before and after the FGG Flowgrid.

If this length is not available due to very short duct runs, then a CMR Flow Straightener has to be installed in front of the Flowgrid. The Flowgrid does not work after a damper which moves or where the air blows head on into a duct section which can cause the air to bounce back onto the Flowgrid.

The FGG Flowgrid can be installed after a T-Section shown on the right. Best is to have room for a straight duct with a minimum length after the 'T' and before the Flowgrid and a minimum length after the Flowgrid. A guide for duct length can be calculated approximately by working out the duct area (h x w) in m² multiplied by 1.2. This means, if the duct is 800mm high and 1000mm wide it would be the following calculation:
 $0.8\text{m} \times 1\text{m} = 0.8 \times 1.2 = 0.96\text{m}$ is the minimum length before and after the FGG Flowgrid.

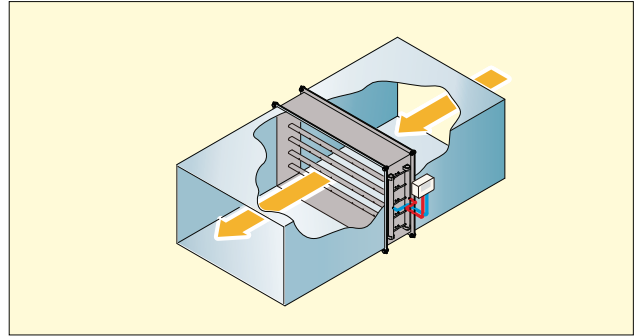
If this length is not available due to very short duct runs, then a CMR Flow Straightener has to be installed in front of the Flowgrid. The Flowgrid does not work after moving a damper or where the air blows head on into a duct section which can cause the air to bounce back onto the Flowgrid.

If the duct on the right cannot be fitted with a Flowgrid then the bottom Flowgrid measures the total volume and the top Flowgrid measures what is left over. The difference is the volume which passes through the duct on the right. Both Flowgrids need room for a straight duct with a minimum length before and after. A guide for these duct lengths can be calculated approximately by working out the duct area (h x w) in m² multiplied by 1.2. This means, if the duct is 500mm high and 500mm wide it would be the following calculation:
 $0.5\text{m} \times 0.5\text{m} = 0.25 \times 1.2 = 0.3\text{m}$ is the minimum length before and after both FGG Flowgrids.

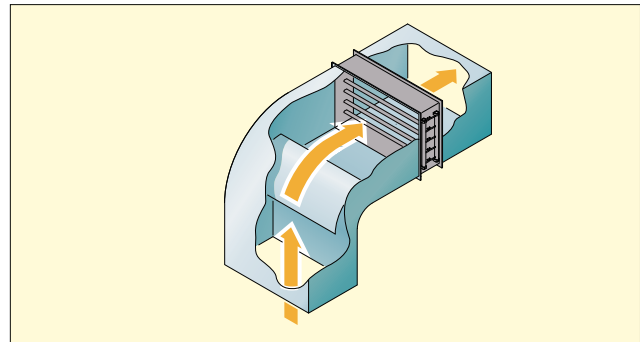
If this length is not available due to very short duct runs, then a CMR Flow Straightener has to be installed in front of each Flowgrid. The Flowgrid does not work after a moving damper or where the air blows head on into a duct section which can cause the air to bounce back onto the Flowgrid.

Send a drawing to CMR to provide a selection and full dimensional specification and a recommendation of a flow-straightener.

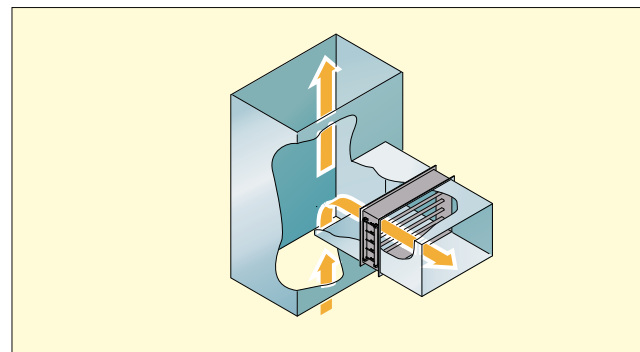
INSTALLATION



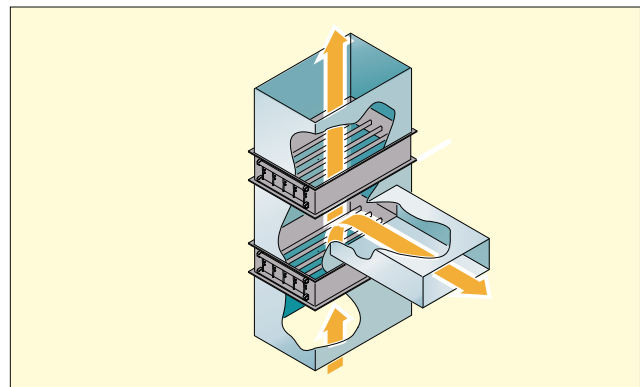
FGG FLOWGRID in a duct section



FGG FLOWGRID after elbow duct section

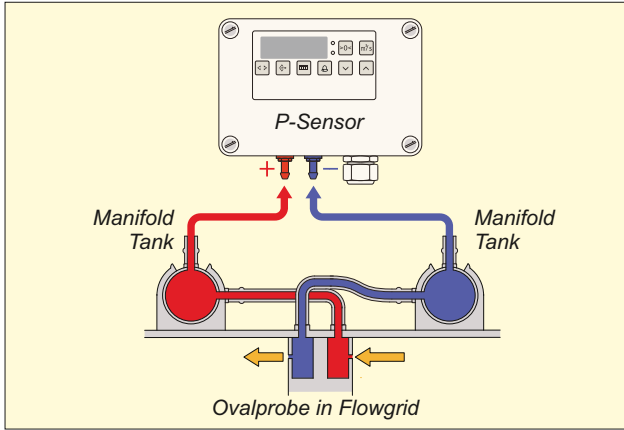


FGG FLOWGRID after T- duct section



FGG FLOWGRID before and after T- duct section

FGG FLOWGRID VELOCITY PRESSURES



FGG Flowgrid and P-Sensor tube connections

The velocity pressure is measured by the Ovalprobe built into the FGG Flowgrid and the total impact pressure is measured on the positive (+red) and the static pressure is measured on the negative (- blue) manifold tanks. The P-Sensor shall be connected to the corresponding tanks using CMR PVC red and blue tube.

When the P-Sensor is ordered with the FGG Flowgrid then it is pre-adjusted at the factory - i.e. duct width and height, density and FGG Flowgrid Magnification Factor (mf) and the range is in m³/s or m³/h. It is ready for connection to the control or monitoring system.

If the P-Sensor was ordered separately and it was not factory adjusted then it is quite simple to adjust the parameters on site.

The P-Sensor has a keyboard and the duct height and width must be entered. The magnification factor of the FGG Flowgrid must be entered which is normally 1.650, if it is installed in a straight duct.

If the volume indicated on the P-Sensor display is deviating from the actual measurements, then the magnification factor can be adjusted to suit the installation abnormalities via the P-Sensor keyboard.

Adjust the fan to a constant volume – start with 50% of the minimum and maximum operating volume and take a pitot travers reading with a CAL150 instrument. Once the average volume has been established and it is not the same as displayed on the P-Sensor, then adjust the Magnification Factor (mf) until the same display is achieved. For higher accuracy try this at 25%, 75% and 100% volume set point. The P-Sensor has also parameters to linearize the measurements for more critical applications.

Useful FGG Flowgrid scaling formula:

$$\text{velocity m/s} = \sqrt{\frac{2 \times (\Delta P \text{ in Pa} / \text{mag factor})}{1.2 \text{ Density}}}$$

Example:

$$2 \times (100\text{Pa across FGG} / 1.65 \text{ mf}) = 121.21 / 1.2 = 101.01$$

$$\sqrt{101.01} = 10.05 \text{ m/s}$$

$$10.05 \text{ m/s} \times (\text{duct height 'h' x duct width 'w'}) = \dots \text{ m}^3/\text{s} \times 3600 = \text{m}^3/\text{h}$$

Conversion Table - Velocity in m/s at standard density to Velocity Pressure in Pa

m/s	0.0	0.1	0.2	0.3	0.4	0.5	0.6	0.7	0.8	0.9
0	0.00	0.01	0.02	0.05	0.10	0.15	0.22	0.29	0.38	0.49
1	0.60	0.73	0.86	1.01	1.18	1.35	1.54	1.73	1.94	2.17
2	2.40	2.65	2.90	3.17	3.46	3.75	4.06	4.37	4.70	5.05
3	5.40	5.77	6.14	6.53	6.94	7.35	7.78	8.21	8.66	9.13
4	9.60	10.09	10.58	11.09	11.62	12.15	12.70	13.25	13.82	14.41
5	15.00	15.61	16.22	16.85	17.50	18.15	18.82	19.49	20.18	20.89
6	21.60	22.33	23.06	23.81	24.58	25.35	26.14	26.93	27.74	28.57
7	29.40	30.25	31.10	31.97	32.86	33.75	34.66	35.57	36.50	37.45
8	38.40	39.37	40.34	41.33	42.34	43.35	44.38	45.41	46.46	47.53
9	48.60	49.69	50.78	51.89	53.02	54.15	55.30	56.45	57.62	58.81
10	60.00	61.21	62.43	63.65	64.90	66.15	67.42	68.69	69.98	71.29
11	72.60	73.93	75.26	76.61	77.98	79.35	80.74	82.13	83.54	84.97
12	86.40	87.85	89.30	90.77	92.26	93.75	95.26	96.77	98.30	99.85
13	101.40	102.97	104.54	106.23	107.74	109.35	110.98	112.61	114.26	115.93
14	117.60	119.29	120.98	122.69	124.42	126.15	127.90	129.65	131.42	133.21
15	135.00	136.81	138.62	140.45	142.30	144.15	146.02	147.89	149.78	151.69
16	153.60	155.53	157.46	159.41	161.38	163.35	165.34	167.33	169.34	171.35
17	173.40	175.45	177.50	179.57	181.66	183.75	185.86	187.97	190.10	192.25
18	194.40	196.57	198.74	200.93	203.14	205.35	207.58	209.81	212.06	214.33
19	216.60	218.89	221.18	223.49	225.82	228.15	230.50	232.85	235.22	237.61
20	240.00	242.41	244.82	247.25	249.70	252.15	254.62	257.09	259.58	262.09
21	264.60	267.13	269.66	272.21	274.78	277.35	279.94	282.53	285.14	287.77
22	290.40	293.05	295.70	298.37	301.06	303.75	306.46	309.17	311.90	314.65
23	317.40	320.17	322.94	325.73	328.54	331.35	334.18	337.01	339.86	342.73
24	345.60	348.49	351.38	354.29	357.22	360.15	363.10	366.05	369.02	372.01
25	375.00	378.01	381.02	384.05	387.10	390.15	393.22	396.29	399.38	402.49

To get the range of the P-Sensor use the keyboard and display the range. This is the sensor range in m³/s or m³/h at 10V / 20mA. Enter this range into your control system. No further calculations are necessary. If you want to use the table above, use the range of the transmitter in Pa and divide it by the (mf) of the FGG. Look up the velocity above. i.e. 100Pa / 1.65 = 60.60 Pa. Look up above ~ 60 Pa and read on side and top ~ 10 m/s then multiply with duct area in m² to get m³/s and multiply 3600 to get m³/h.

FGG FLOWGRID

SPECIFICATIONS

Selection of Flowgrids

It is essential to determine the air volume during the design stage. Normally there is a minimum and a maximum volume which has to be measured.

The duct area should be calculated so that the velocity is approximately 2.5m/s at the minimum volume and preferably 5m/s at the operating point if possible. If the velocity is more than 5m/s at the maximum volume then the noise level criteria needs to be considered.

The maximum velocity should not exceed 9m/s as the duct resistance shall increase and the overall energy consumption shall go up. Use selection for L=200mm Table 1 to 4 for 20mm Flanges and Table 5 to 8 for 30mm Flanges. If a DPC controller has to be fitted to the side use selection L=300mm Table 9 to 12 for 20mm Flanges and Table 13 to 16 for 30mm Flanges.

The FGG Flowgrid has the advantage that it reduces the area internally which increases the velocity pressure momentarily but will have a regain of pressure after passing over the Ovalprobes, which means that the minimum velocity could go down to 1m/s and still providing a reasonable velocity pressure measurement. Should there be a lot of turbulence i.e. after a fan outlet then the CMR Flow Straightener can be fitted before the FGG Flowgrid so that the air flow is laminar before it enters the FGG Flowgrid.

Installation

The FGG Flowgrid can be installed horizontally or vertically, but the connection nipples should be on the side or on top. The Flowgrid works best if it has a reasonable length of duct so that the air flow is laminar when approaching the FGG Flowgrid. If a reasonable length is not available then the magnification factor (mf) can be adjusted on the P-SENSOR and it can be linearized over 10 points for unusual measuring positions. This is easily achieved by measuring the air volume at a different location of the duct and adjusting the P-SENSOR via the keyboard accordingly.

Accuracy

The FGG Flowgrid can achieve an accuracy between minimum and maximum design volume of 1% if it is used with a P-SENSOR and the linearisation function.

Maintenance

The FGG Flowgrid is maintenance free. When used in conjunction with the P-SENSOR there is no air flow going through the Ovalprobe and therefore no dust particles can enter the measuring holes as any particles would be deflected from the Ovalprobes.

Materials

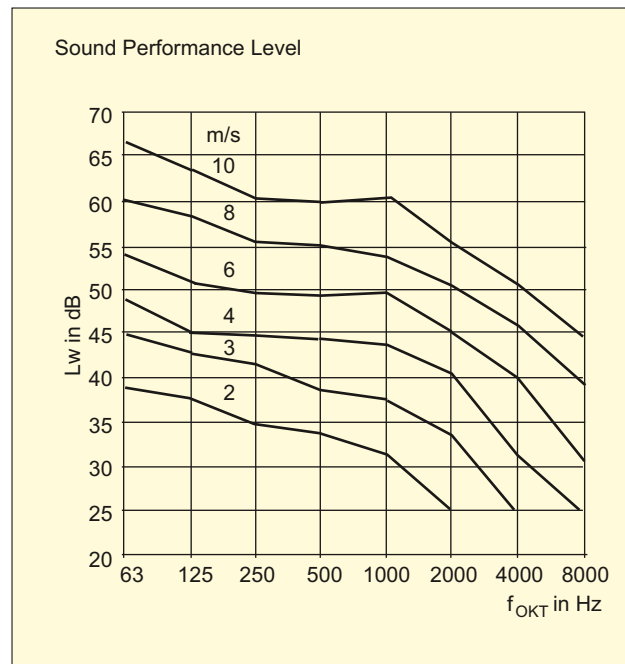
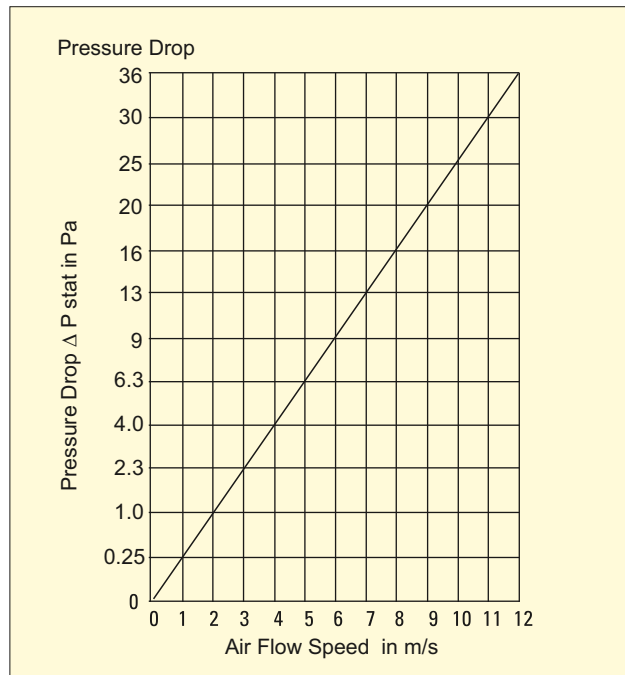
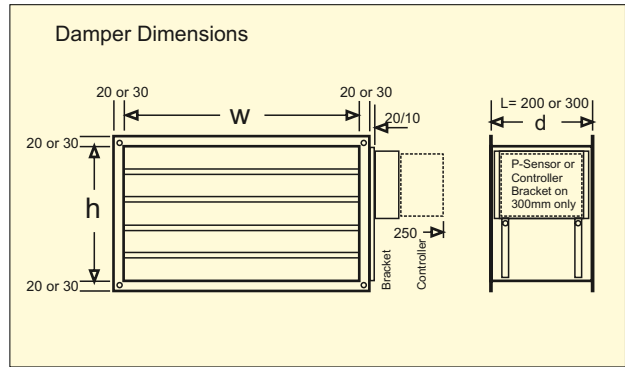
- Frame - Galvanized Sheet Metal
- Ovalprobes - Natural Anodized Aluminium
- Manifold Tank - Stainless Steel (304)
- Tube Nipples - Brass - bright Nickel coated
- Mounting Bolts - Stainless Steel (316)
- Duct height 'h' from 100mm up to 1200mm in 100mm steps
- Duct width 'w' from 100mm up to 1200mm in 50mm steps
- Duct Length L= 200mm or 300mm - other sizes on request
- Standard Duct Frame 20 or 30mm
- Sensor/Controller Mounting Bracket on 300mm duct length only

Specifications

- Recommended minimum air velocity is 2.5 m/s
- Recommended operating air velocity is 5.0 m/s
- Maximum recommended air velocity is 9.0 m/s

Minimum air flow speed is 1m/s in Laminar Air Pattern using the Ultra Low P-SENSOR transmitter and the CMR Flow Straighteners.

- Humidity 10% to 90% non condensing.
- Operating Temperature (dry condition) -20 to 80°C
- Air density factor must be corrected
- Free Open Area 84%



CMR CONTROLS Ltd
Precision Air Pressure and Volume Sensors

22 Repton Court Repton Close
Basildon Essex SS13 1LN GB
web www.cmr-controls.com

Phone +44 (0) 1268 287222
Fax +44 (0) 1268 287099
mail sales@cmr-controls.com



FGG DIMENSIONS L=200 F=20 Table 1

Part Number	Description	Height	width	depth	Area	Volume	Volume	Volume	Volume	Volume	Volume
		h	w	d		at 2 m/s	at 5 m/s	at 9 m/s	at 2 m/s	at 5 m/s	at 9 m/s
		mm	mm	mm	m2	m3/s	m3/s	m3/s	m3/h	m3/h	m3/h
FGG-0100-0200-200-20	Flowgrid h x w - L=200 - Flange 20	100	200	200	0.020	0.040	0.100	0.180	144	360	648
FGG-0100-0250-200-20	Flowgrid h x w - L=200 - Flange 20	100	250	200	0.025	0.050	0.125	0.225	180	450	810
FGG-0100-0300-200-20	Flowgrid h x w - L=200 - Flange 20	100	300	200	0.030	0.060	0.150	0.270	216	540	972
FGG-0100-0350-200-20	Flowgrid h x w - L=200 - Flange 20	100	350	200	0.035	0.070	0.175	0.315	252	630	1134
FGG-0100-0400-200-20	Flowgrid h x w - L=200 - Flange 20	100	400	200	0.040	0.080	0.200	0.360	288	720	1296
FGG-0100-0450-200-20	Flowgrid h x w - L=200 - Flange 20	100	450	200	0.045	0.090	0.225	0.405	324	810	1458
FGG-0100-0500-200-20	Flowgrid h x w - L=200 - Flange 20	100	500	200	0.050	0.100	0.250	0.450	360	900	1620
FGG-0100-0550-200-20	Flowgrid h x w - L=200 - Flange 20	100	550	200	0.055	0.110	0.275	0.495	396	990	1782
FGG-0100-0600-200-20	Flowgrid h x w - L=200 - Flange 20	100	600	200	0.060	0.120	0.300	0.540	432	1080	1944
FGG-0100-0650-200-20	Flowgrid h x w - L=200 - Flange 20	100	650	200	0.065	0.130	0.325	0.585	468	1170	2106
FGG-0100-0700-200-20	Flowgrid h x w - L=200 - Flange 20	100	700	200	0.070	0.140	0.350	0.630	504	1260	2268
FGG-0100-0750-200-20	Flowgrid h x w - L=200 - Flange 20	100	750	200	0.075	0.150	0.375	0.675	540	1350	2430
FGG-0100-0800-200-20	Flowgrid h x w - L=200 - Flange 20	100	800	200	0.080	0.160	0.400	0.720	576	1440	2592
FGG-0100-0850-200-20	Flowgrid h x w - L=200 - Flange 20	100	850	200	0.085	0.170	0.425	0.765	612	1530	2754
FGG-0100-0900-200-20	Flowgrid h x w - L=200 - Flange 20	100	900	200	0.090	0.180	0.450	0.810	648	1620	2916
FGG-0100-0950-200-20	Flowgrid h x w - L=200 - Flange 20	100	950	200	0.095	0.190	0.475	0.855	684	1710	3078
FGG-0100-1000-200-20	Flowgrid h x w - L=200 - Flange 20	100	1000	200	0.100	0.200	0.500	0.900	720	1800	3240
FGG-0100-1050-200-20	Flowgrid h x w - L=200 - Flange 20	100	1050	200	0.105	0.210	0.525	0.945	756	1890	3402
FGG-0100-1100-200-20	Flowgrid h x w - L=200 - Flange 20	100	1100	200	0.110	0.220	0.550	0.990	792	1980	3564
FGG-0100-1150-200-20	Flowgrid h x w - L=200 - Flange 20	100	1150	200	0.115	0.230	0.575	1.035	828	2070	3726
FGG-0100-1200-200-20	Flowgrid h x w - L=200 - Flange 20	100	1200	200	0.120	0.240	0.600	1.080	864	2160	3888
FGG-0200-0200-200-20	Flowgrid h x w - L=200 - Flange 20	200	200	200	0.040	0.080	0.200	0.360	288	720	1296
FGG-0200-0250-200-20	Flowgrid h x w - L=200 - Flange 20	200	250	200	0.050	0.100	0.250	0.450	360	900	1620
FGG-0200-0300-200-20	Flowgrid h x w - L=200 - Flange 20	200	300	200	0.060	0.120	0.300	0.540	432	1080	1944
FGG-0200-0350-200-20	Flowgrid h x w - L=200 - Flange 20	200	350	200	0.070	0.140	0.350	0.630	504	1260	2268
FGG-0200-0400-200-20	Flowgrid h x w - L=200 - Flange 20	200	400	200	0.080	0.160	0.400	0.720	576	1440	2592
FGG-0200-0450-200-20	Flowgrid h x w - L=200 - Flange 20	200	450	200	0.090	0.180	0.450	0.810	648	1620	2916
FGG-0200-0500-200-20	Flowgrid h x w - L=200 - Flange 20	200	500	200	0.100	0.200	0.500	0.900	720	1800	3240
FGG-0200-0550-200-20	Flowgrid h x w - L=200 - Flange 20	200	550	200	0.110	0.220	0.550	0.990	792	1980	3564
FGG-0200-0600-200-20	Flowgrid h x w - L=200 - Flange 20	200	600	200	0.120	0.240	0.600	1.080	864	2160	3888
FGG-0200-0650-200-20	Flowgrid h x w - L=200 - Flange 20	200	650	200	0.130	0.260	0.650	1.170	936	2340	4212
FGG-0200-0700-200-20	Flowgrid h x w - L=200 - Flange 20	200	700	200	0.140	0.280	0.700	1.260	1008	2520	4536
FGG-0200-0750-200-20	Flowgrid h x w - L=200 - Flange 20	200	750	200	0.150	0.300	0.750	1.350	1080	2700	4860
FGG-0200-0800-200-20	Flowgrid h x w - L=200 - Flange 20	200	800	200	0.160	0.320	0.800	1.440	1152	2880	5184
FGG-0200-0850-200-20	Flowgrid h x w - L=200 - Flange 20	200	850	200	0.170	0.340	0.850	1.530	1224	3060	5508
FGG-0200-0900-200-20	Flowgrid h x w - L=200 - Flange 20	200	900	200	0.180	0.360	0.900	1.620	1296	3240	5832
FGG-0200-0950-200-20	Flowgrid h x w - L=200 - Flange 20	200	950	200	0.190	0.380	0.950	1.710	1368	3420	6156
FGG-0200-1000-200-20	Flowgrid h x w - L=200 - Flange 20	200	1000	200	0.200	0.400	1.000	1.800	1440	3600	6480
FGG-0200-1050-200-20	Flowgrid h x w - L=200 - Flange 20	200	1050	200	0.210	0.420	1.050	1.890	1512	3780	6804
FGG-0200-1100-200-20	Flowgrid h x w - L=200 - Flange 20	200	1100	200	0.220	0.440	1.100	1.980	1584	3960	7128
FGG-0200-1150-200-20	Flowgrid h x w - L=200 - Flange 20	200	1150	200	0.230	0.460	1.150	2.070	1656	4140	7452
FGG-0200-1200-200-20	Flowgrid h x w - L=200 - Flange 20	200	1200	200	0.240	0.480	1.200	2.160	1728	4320	7776
FGG-0300-0200-200-20	Flowgrid h x w - L=200 - Flange 20	300	200	200	0.060	0.120	0.300	0.540	432	1080	1944
FGG-0300-0250-200-20	Flowgrid h x w - L=200 - Flange 20	300	250	200	0.075	0.150	0.375	0.675	540	1350	2430
FGG-0300-0300-200-20	Flowgrid h x w - L=200 - Flange 20	300	300	200	0.090	0.180	0.450	0.810	648	1620	2916
FGG-0300-0350-200-20	Flowgrid h x w - L=200 - Flange 20	300	350	200	0.105	0.210	0.525	0.945	756	1890	3402
FGG-0300-0400-200-20	Flowgrid h x w - L=200 - Flange 20	300	400	200	0.120	0.240	0.600	1.080	864	2160	3888
FGG-0300-0450-200-20	Flowgrid h x w - L=200 - Flange 20	300	450	200	0.135	0.270	0.675	1.215	972	2430	4374
FGG-0300-0500-200-20	Flowgrid h x w - L=200 - Flange 20	300	500	200	0.150	0.300	0.750	1.350	1080	2700	4860
FGG-0300-0550-200-20	Flowgrid h x w - L=200 - Flange 20	300	550	200	0.165	0.330	0.825	1.485	1188	2970	5346
FGG-0300-0600-200-20	Flowgrid h x w - L=200 - Flange 20	300	600	200	0.180	0.360	0.900	1.620	1296	3240	5832
FGG-0300-0650-200-20	Flowgrid h x w - L=200 - Flange 20	300	650	200	0.195	0.390	0.975	1.755	1404	3510	6318
FGG-0300-0700-200-20	Flowgrid h x w - L=200 - Flange 20	300	700	200	0.210	0.420	1.050	1.890	1512	3780	6804
FGG-0300-0750-200-20	Flowgrid h x w - L=200 - Flange 20	300	750	200	0.225	0.450	1.125	2.025	1620	4050	7290
FGG-0300-0800-200-20	Flowgrid h x w - L=200 - Flange 20	300	800	200	0.240	0.480	1.200	2.160	1728	4320	7776
FGG-0300-0850-200-20	Flowgrid h x w - L=200 - Flange 20	300	850	200	0.255	0.510	1.275	2.295	1836	4590	8262
FGG-0300-0900-200-20	Flowgrid h x w - L=200 - Flange 20	300	900	200	0.270	0.540	1.350	2.430	1944	4860	8748
FGG-0300-0950-200-20	Flowgrid h x w - L=200 - Flange 20	300	950	200	0.285	0.570	1.425	2.565	2052	5130	9234
FGG-0300-1000-200-20	Flowgrid h x w - L=200 - Flange 20	300	1000	200	0.300	0.600	1.500	2.700	2160	5400	9720
FGG-0300-1050-200-20	Flowgrid h x w - L=200 - Flange 20	300	1050	200	0.315	0.630	1.575	2.835	2268	5670	10206
FGG-0300-1100-200-20	Flowgrid h x w - L=200 - Flange 20	300	1100	200	0.330	0.660	1.650	2.970	2376	5940	10692
FGG-0300-1150-200-20	Flowgrid h x w - L=200 - Flange 20	300	1150	200	0.345	0.690	1.725	3.105	2484	6210	11178
FGG-0300-1200-200-20	Flowgrid h x w - L=200 - Flange 20	300	1200	200	0.360	0.720	1.800	3.240	2592	6480	11664



FGG DIMENSIONS

L=200

F=20

Table 2

Part Number	Description	Height	width	depth	Area	Volume	Volume	Volume	Volume	Volume	Volume
		h	w	d		at 2 m/s	at 5 m/s	at 9 m/s	at 2 m/s	at 5 m/s	at 9 m/s
		mm	mm	mm		m2	m3/s	m3/s	m3/s	m3/h	m3/h
FGG-0400-0200-200-20	Flowgrid h x w - L=200 - Flange 20	400	200	200	0.080	0.160	0.400	0.720	576	1440	2592
FGG-0400-0250-200-20	Flowgrid h x w - L=200 - Flange 20	400	250	200	0.100	0.200	0.500	0.900	720	1800	3240
FGG-0400-0300-200-20	Flowgrid h x w - L=200 - Flange 20	400	300	200	0.120	0.240	0.600	1.080	864	2160	3888
FGG-0400-0350-200-20	Flowgrid h x w - L=200 - Flange 20	400	350	200	0.140	0.280	0.700	1.260	1008	2520	4536
FGG-0400-0400-200-20	Flowgrid h x w - L=200 - Flange 20	400	400	200	0.160	0.320	0.800	1.440	1152	2880	5184
FGG-0400-0450-200-20	Flowgrid h x w - L=200 - Flange 20	400	450	200	0.180	0.360	0.900	1.620	1296	3240	5832
FGG-0400-0500-200-20	Flowgrid h x w - L=200 - Flange 20	400	500	200	0.200	0.400	1.000	1.800	1440	3600	6480
FGG-0400-0550-200-20	Flowgrid h x w - L=200 - Flange 20	400	550	200	0.220	0.440	1.100	1.980	1584	3960	7128
FGG-0400-0600-200-20	Flowgrid h x w - L=200 - Flange 20	400	600	200	0.240	0.480	1.200	2.160	1728	4320	7776
FGG-0400-0650-200-20	Flowgrid h x w - L=200 - Flange 20	400	650	200	0.260	0.520	1.300	2.340	1872	4680	8424
FGG-0400-0700-200-20	Flowgrid h x w - L=200 - Flange 20	400	700	200	0.280	0.560	1.400	2.520	2016	5040	9072
FGG-0400-0750-200-20	Flowgrid h x w - L=200 - Flange 20	400	750	200	0.300	0.600	1.500	2.700	2160	5400	9720
FGG-0400-0800-200-20	Flowgrid h x w - L=200 - Flange 20	400	800	200	0.320	0.640	1.600	2.880	2304	5760	10368
FGG-0400-0850-200-20	Flowgrid h x w - L=200 - Flange 20	400	850	200	0.340	0.680	1.700	3.060	2448	6120	11016
FGG-0400-0900-200-20	Flowgrid h x w - L=200 - Flange 20	400	900	200	0.360	0.720	1.800	3.240	2592	6480	11664
FGG-0400-0950-200-20	Flowgrid h x w - L=200 - Flange 20	400	950	200	0.380	0.760	1.900	3.420	2736	6840	12312
FGG-0400-1000-200-20	Flowgrid h x w - L=200 - Flange 20	400	1000	200	0.400	0.800	2.000	3.600	2880	7200	12960
FGG-0400-1050-200-20	Flowgrid h x w - L=200 - Flange 20	400	1050	200	0.420	0.840	2.100	3.780	3024	7560	13608
FGG-0400-1100-200-20	Flowgrid h x w - L=200 - Flange 20	400	1100	200	0.440	0.880	2.200	3.960	3168	7920	14256
FGG-0400-1150-200-20	Flowgrid h x w - L=200 - Flange 20	400	1150	200	0.460	0.920	2.300	4.140	3312	8280	14904
FGG-0400-1200-200-20	Flowgrid h x w - L=200 - Flange 20	400	1200	200	0.480	0.960	2.400	4.320	3456	8640	15552
FGG-0500-0200-200-20	Flowgrid h x w - L=200 - Flange 20	500	200	200	0.100	0.200	0.500	0.900	720	1800	3240
FGG-0500-0250-200-20	Flowgrid h x w - L=200 - Flange 20	500	250	200	0.125	0.250	0.625	1.125	900	2250	4050
FGG-0500-0300-200-20	Flowgrid h x w - L=200 - Flange 20	500	300	200	0.150	0.300	0.750	1.350	1080	2700	4860
FGG-0500-0350-200-20	Flowgrid h x w - L=200 - Flange 20	500	350	200	0.175	0.350	0.875	1.575	1260	3150	5670
FGG-0500-0400-200-20	Flowgrid h x w - L=200 - Flange 20	500	400	200	0.200	0.400	1.000	1.800	1440	3600	6480
FGG-0500-0450-200-20	Flowgrid h x w - L=200 - Flange 20	500	450	200	0.225	0.450	1.125	2.025	1620	4050	7290
FGG-0500-0500-200-20	Flowgrid h x w - L=200 - Flange 20	500	500	200	0.250	0.500	1.250	2.250	1800	4500	8100
FGG-0500-0550-200-20	Flowgrid h x w - L=200 - Flange 20	500	550	200	0.275	0.550	1.375	2.475	1980	4950	8910
FGG-0500-0600-200-20	Flowgrid h x w - L=200 - Flange 20	500	600	200	0.300	0.600	1.500	2.700	2160	5400	9720
FGG-0500-0650-200-20	Flowgrid h x w - L=200 - Flange 20	500	650	200	0.325	0.650	1.625	2.925	2340	5850	10530
FGG-0500-0700-200-20	Flowgrid h x w - L=200 - Flange 20	500	700	200	0.350	0.700	1.750	3.150	2520	6300	11340
FGG-0500-0750-200-20	Flowgrid h x w - L=200 - Flange 20	500	750	200	0.375	0.750	1.875	3.375	2700	6750	12150
FGG-0500-0800-200-20	Flowgrid h x w - L=200 - Flange 20	500	800	200	0.400	0.800	2.000	3.600	2880	7200	12960
FGG-0500-0850-200-20	Flowgrid h x w - L=200 - Flange 20	500	850	200	0.425	0.850	2.125	3.825	3060	7650	13770
FGG-0500-0900-200-20	Flowgrid h x w - L=200 - Flange 20	500	900	200	0.450	0.900	2.250	4.050	3240	8100	14580
FGG-0500-0950-200-20	Flowgrid h x w - L=200 - Flange 20	500	950	200	0.475	0.950	2.375	4.275	3420	8550	15390
FGG-0500-1000-200-20	Flowgrid h x w - L=200 - Flange 20	500	1000	200	0.500	1.000	2.500	4.500	3600	9000	16200
FGG-0500-1050-200-20	Flowgrid h x w - L=200 - Flange 20	500	1050	200	0.525	1.050	2.625	4.725	3780	9450	17010
FGG-0500-1100-200-20	Flowgrid h x w - L=200 - Flange 20	500	1100	200	0.550	1.100	2.750	4.950	3960	9900	17820
FGG-0500-1150-200-20	Flowgrid h x w - L=200 - Flange 20	500	1150	200	0.575	1.150	2.875	5.175	4140	10350	18630
FGG-0500-1200-200-20	Flowgrid h x w - L=200 - Flange 20	500	1200	200	0.600	1.200	3.000	5.400	4320	10800	19440
FGG-0600-0200-200-20	Flowgrid h x w - L=200 - Flange 20	600	200	200	0.120	0.240	0.600	1.080	864	2160	3888
FGG-0600-0250-200-20	Flowgrid h x w - L=200 - Flange 20	600	250	200	0.150	0.300	0.750	1.350	1080	2700	4860
FGG-0600-0300-200-20	Flowgrid h x w - L=200 - Flange 20	600	300	200	0.180	0.360	0.900	1.620	1296	3240	5832
FGG-0600-0350-200-20	Flowgrid h x w - L=200 - Flange 20	600	350	200	0.210	0.420	1.050	1.890	1512	3780	6804
FGG-0600-0400-200-20	Flowgrid h x w - L=200 - Flange 20	600	400	200	0.240	0.480	1.200	2.160	1728	4320	7776
FGG-0600-0450-200-20	Flowgrid h x w - L=200 - Flange 20	600	450	200	0.270	0.540	1.350	2.430	1944	4860	8748
FGG-0600-0500-200-20	Flowgrid h x w - L=200 - Flange 20	600	500	200	0.300	0.600	1.500	2.700	2160	5400	9720
FGG-0600-0550-200-20	Flowgrid h x w - L=200 - Flange 20	600	550	200	0.330	0.660	1.650	2.970	2376	5940	10692
FGG-0600-0600-200-20	Flowgrid h x w - L=200 - Flange 20	600	600	200	0.360	0.720	1.800	3.240	2592	6480	11664
FGG-0600-0650-200-20	Flowgrid h x w - L=200 - Flange 20	600	650	200	0.390	0.780	1.950	3.510	2808	7020	12636
FGG-0600-0700-200-20	Flowgrid h x w - L=200 - Flange 20	600	700	200	0.420	0.840	2.100	3.780	3024	7560	13608
FGG-0600-0750-200-20	Flowgrid h x w - L=200 - Flange 20	600	750	200	0.450	0.900	2.250	4.050	3240	8100	14580
FGG-0600-0800-200-20	Flowgrid h x w - L=200 - Flange 20	600	800	200	0.480	0.960	2.400	4.320	3456	8640	15552
FGG-0600-0850-200-20	Flowgrid h x w - L=200 - Flange 20	600	850	200	0.510	1.020	2.550	4.590	3672	9180	16524
FGG-0600-0900-200-20	Flowgrid h x w - L=200 - Flange 20	600	900	200	0.540	1.080	2.700	4.860	3888	9720	17496
FGG-0600-0950-200-20	Flowgrid h x w - L=200 - Flange 20	600	950	200	0.570	1.140	2.850	5.130	4104	10260	18468
FGG-0600-1000-200-20	Flowgrid h x w - L=200 - Flange 20	600	1000	200	0.600	1.200	3.000	5.400	4320	10800	19440
FGG-0600-1050-200-20	Flowgrid h x w - L=200 - Flange 20	600	1050	200	0.630	1.260	3.150	5.670	4536	11340	20412
FGG-0600-1100-200-20	Flowgrid h x w - L=200 - Flange 20	600	1100	200	0.660	1.320	3.300	5.940	4752	11880	21384
FGG-0600-1150-200-20	Flowgrid h x w - L=200 - Flange 20	600	1150	200	0.690	1.380	3.450	6.210	4968	12420	22356
FGG-0600-1200-200-20	Flowgrid h x w - L=200 - Flange 20	600	1200	200	0.720	1.440	3.600	6.480	5184	12960	23328



FGG DIMENSIONS L=200 F=20 Table 3

Part Number	Description	Height	width	depth	Area	Volume	Volume	Volume	Volume	Volume	Volume
		h	w	d		at 2 m/s	at 5 m/s	at 9 m/s	at 2 m/s	at 5 m/s	at 9 m/s
		mm	mm	mm	m2	m3/s	m3/s	m3/s	m3/h	m3/h	m3/h
FGG-0700-0200-200-20	Flowgrid h x w - L=200 - Flange 20	700	200	200	0.140	0.280	0.700	1.260	1008	2520	4536
FGG-0700-0250-200-20	Flowgrid h x w - L=200 - Flange 20	700	250	200	0.175	0.350	0.875	1.575	1260	3150	5670
FGG-0700-0300-200-20	Flowgrid h x w - L=200 - Flange 20	700	300	200	0.210	0.420	1.050	1.890	1512	3780	6804
FGG-0700-0350-200-20	Flowgrid h x w - L=200 - Flange 20	700	350	200	0.245	0.490	1.225	2.205	1764	4410	7938
FGG-0700-0400-200-20	Flowgrid h x w - L=200 - Flange 20	700	400	200	0.280	0.560	1.400	2.520	2016	5040	9072
FGG-0700-0450-200-20	Flowgrid h x w - L=200 - Flange 20	700	450	200	0.315	0.630	1.575	2.835	2268	5670	10206
FGG-0700-0500-200-20	Flowgrid h x w - L=200 - Flange 20	700	500	200	0.350	0.700	1.750	3.150	2520	6300	11340
FGG-0700-0550-200-20	Flowgrid h x w - L=200 - Flange 20	700	550	200	0.385	0.770	1.925	3.465	2772	6930	12474
FGG-0700-0600-200-20	Flowgrid h x w - L=200 - Flange 20	700	600	200	0.420	0.840	2.100	3.780	3024	7560	13608
FGG-0700-0650-200-20	Flowgrid h x w - L=200 - Flange 20	700	650	200	0.455	0.910	2.275	4.095	3276	8190	14742
FGG-0700-0700-200-20	Flowgrid h x w - L=200 - Flange 20	700	700	200	0.490	0.980	2.450	4.410	3528	8820	15876
FGG-0700-0750-200-20	Flowgrid h x w - L=200 - Flange 20	700	750	200	0.525	1.050	2.625	4.725	3780	9450	17010
FGG-0700-0800-200-20	Flowgrid h x w - L=200 - Flange 20	700	800	200	0.560	1.120	2.800	5.040	4032	10080	18144
FGG-0700-0850-200-20	Flowgrid h x w - L=200 - Flange 20	700	850	200	0.595	1.190	2.975	5.355	4284	10710	19278
FGG-0700-0900-200-20	Flowgrid h x w - L=200 - Flange 20	700	900	200	0.630	1.260	3.150	5.670	4536	11340	20412
FGG-0700-0950-200-20	Flowgrid h x w - L=200 - Flange 20	700	950	200	0.665	1.330	3.325	5.985	4788	11970	21546
FGG-0700-1000-200-20	Flowgrid h x w - L=200 - Flange 20	700	1000	200	0.700	1.400	3.500	6.300	5040	12600	22680
FGG-0700-1050-200-20	Flowgrid h x w - L=200 - Flange 20	700	1050	200	0.735	1.470	3.675	6.615	5292	13230	23814
FGG-0700-1100-200-20	Flowgrid h x w - L=200 - Flange 20	700	1100	200	0.770	1.540	3.850	6.930	5544	13860	24948
FGG-0700-1150-200-20	Flowgrid h x w - L=200 - Flange 20	700	1150	200	0.805	1.610	4.025	7.245	5796	14490	26082
FGG-0700-1200-200-20	Flowgrid h x w - L=200 - Flange 20	700	1200	200	0.840	1.680	4.200	7.560	6048	15120	27216
FGG-0800-0200-200-20	Flowgrid h x w - L=200 - Flange 20	800	200	200	0.160	0.320	0.800	1.440	1152	2880	5184
FGG-0800-0250-200-20	Flowgrid h x w - L=200 - Flange 20	800	250	200	0.200	0.400	1.000	1.800	1440	3600	6480
FGG-0800-0300-200-20	Flowgrid h x w - L=200 - Flange 20	800	300	200	0.240	0.480	1.200	2.160	1728	4320	7776
FGG-0800-0350-200-20	Flowgrid h x w - L=200 - Flange 20	800	350	200	0.280	0.560	1.400	2.520	2016	5040	9072
FGG-0800-0400-200-20	Flowgrid h x w - L=200 - Flange 20	800	400	200	0.320	0.640	1.600	2.880	2304	5760	10368
FGG-0800-0450-200-20	Flowgrid h x w - L=200 - Flange 20	800	450	200	0.360	0.720	1.800	3.240	2592	6480	11664
FGG-0800-0500-200-20	Flowgrid h x w - L=200 - Flange 20	800	500	200	0.400	0.800	2.000	3.600	2880	7200	12960
FGG-0800-0550-200-20	Flowgrid h x w - L=200 - Flange 20	800	550	200	0.440	0.880	2.200	3.960	3168	7920	14256
FGG-0800-0600-200-20	Flowgrid h x w - L=200 - Flange 20	800	600	200	0.480	0.960	2.400	4.320	3456	8640	15552
FGG-0800-0650-200-20	Flowgrid h x w - L=200 - Flange 20	800	650	200	0.520	1.040	2.600	4.680	3744	9360	16848
FGG-0800-0700-200-20	Flowgrid h x w - L=200 - Flange 20	800	700	200	0.560	1.120	2.800	5.040	4032	10080	18144
FGG-0800-0750-200-20	Flowgrid h x w - L=200 - Flange 20	800	750	200	0.600	1.200	3.000	5.400	4320	10800	19440
FGG-0800-0800-200-20	Flowgrid h x w - L=200 - Flange 20	800	800	200	0.640	1.280	3.200	5.760	4608	11520	20736
FGG-0800-0850-200-20	Flowgrid h x w - L=200 - Flange 20	800	850	200	0.680	1.360	3.400	6.120	4896	12240	22032
FGG-0800-0900-200-20	Flowgrid h x w - L=200 - Flange 20	800	900	200	0.720	1.440	3.600	6.480	5184	12960	23328
FGG-0800-0950-200-20	Flowgrid h x w - L=200 - Flange 20	800	950	200	0.760	1.520	3.800	6.840	5472	13680	24624
FGG-0800-1000-200-20	Flowgrid h x w - L=200 - Flange 20	800	1000	200	0.800	1.600	4.000	7.200	5760	14400	25920
FGG-0800-1050-200-20	Flowgrid h x w - L=200 - Flange 20	800	1050	200	0.840	1.680	4.200	7.560	6048	15120	27216
FGG-0800-1100-200-20	Flowgrid h x w - L=200 - Flange 20	800	1100	200	0.880	1.760	4.400	7.920	6336	15840	28512
FGG-0800-1150-200-20	Flowgrid h x w - L=200 - Flange 20	800	1150	200	0.920	1.840	4.600	8.280	6624	16560	29808
FGG-0800-1200-200-20	Flowgrid h x w - L=200 - Flange 20	800	1200	200	0.960	1.920	4.800	8.640	6912	17280	31104
FGG-0900-0200-200-20	Flowgrid h x w - L=200 - Flange 20	900	200	200	0.180	0.360	0.900	1.620	1296	3240	5832
FGG-0900-0250-200-20	Flowgrid h x w - L=200 - Flange 20	900	250	200	0.225	0.450	1.125	2.025	1620	4050	7290
FGG-0900-0300-200-20	Flowgrid h x w - L=200 - Flange 20	900	300	200	0.270	0.540	1.350	2.430	1944	4860	8748
FGG-0900-0350-200-20	Flowgrid h x w - L=200 - Flange 20	900	350	200	0.315	0.630	1.575	2.835	2268	5670	10206
FGG-0900-0400-200-20	Flowgrid h x w - L=200 - Flange 20	900	400	200	0.360	0.720	1.800	3.240	2592	6480	11664
FGG-0900-0450-200-20	Flowgrid h x w - L=200 - Flange 20	900	450	200	0.405	0.810	2.025	3.645	2916	7290	13122
FGG-0900-0500-200-20	Flowgrid h x w - L=200 - Flange 20	900	500	200	0.450	0.900	2.250	4.050	3240	8100	14580
FGG-0900-0550-200-20	Flowgrid h x w - L=200 - Flange 20	900	550	200	0.495	0.990	2.475	4.455	3564	8910	16038
FGG-0900-0600-200-20	Flowgrid h x w - L=200 - Flange 20	900	600	200	0.540	1.080	2.700	4.860	3888	9720	17496
FGG-0900-0650-200-20	Flowgrid h x w - L=200 - Flange 20	900	650	200	0.585	1.170	2.925	5.265	4212	10530	18954
FGG-0900-0700-200-20	Flowgrid h x w - L=200 - Flange 20	900	700	200	0.630	1.260	3.150	5.670	4536	11340	20412
FGG-0900-0750-200-20	Flowgrid h x w - L=200 - Flange 20	900	750	200	0.675	1.350	3.375	6.075	4860	12150	21870
FGG-0900-0800-200-20	Flowgrid h x w - L=200 - Flange 20	900	800	200	0.720	1.440	3.600	6.480	5184	12960	23328
FGG-0900-0850-200-20	Flowgrid h x w - L=200 - Flange 20	900	850	200	0.765	1.530	3.825	6.885	5508	13770	24786
FGG-0900-0900-200-20	Flowgrid h x w - L=200 - Flange 20	900	900	200	0.810	1.620	4.050	7.290	5832	14580	26244
FGG-0900-0950-200-20	Flowgrid h x w - L=200 - Flange 20	900	950	200	0.855	1.710	4.275	7.695	6156	15390	27702
FGG-0900-1000-200-20	Flowgrid h x w - L=200 - Flange 20	900	1000	200	0.900	1.800	4.500	8.100	6480	16200	29160
FGG-0900-1050-200-20	Flowgrid h x w - L=200 - Flange 20	900	1050	200	0.945	1.890	4.725	8.505	6804	17010	30618
FGG-0900-1100-200-20	Flowgrid h x w - L=200 - Flange 20	900	1100	200	0.990	1.980	4.950	8.910	7128	17820	32076
FGG-0900-1150-200-20	Flowgrid h x w - L=200 - Flange 20	900	1150	200	1.035	2.070	5.175	9.315	7452	18630	33534
FGG-0900-1200-200-20	Flowgrid h x w - L=200 - Flange 20	900	1200	200	1.080	2.160	5.400	9.720	7776	19440	34992

FGG DIMENSIONS

L=200

F=20

Table 4

Part Number	Description	Height h mm	width w mm	depth d mm	Area m2	Volume at 2 m/s m3/s	Volume at 5 m/s m3/s	Volume at 9 m/s m3/s	Volume at 2 m/s m3/h	Volume at 5 m/s m3/h	Volume at 9 m/s m3/h
FGG-1000-0200-200-20	Flowgrid h x w - L=200 - Flange 20	1000	200	200	0.200	0.400	1.000	1.800	1440	3600	6480
FGG-1000-0250-200-20	Flowgrid h x w - L=200 - Flange 20	1000	250	200	0.250	0.500	1.250	2.250	1800	4500	8100
FGG-1000-0300-200-20	Flowgrid h x w - L=200 - Flange 20	1000	300	200	0.300	0.600	1.500	2.700	2160	5400	9720
FGG-1000-0350-200-20	Flowgrid h x w - L=200 - Flange 20	1000	350	200	0.350	0.700	1.750	3.150	2520	6300	11340
FGG-1000-0400-200-20	Flowgrid h x w - L=200 - Flange 20	1000	400	200	0.400	0.800	2.000	3.600	2880	7200	12960
FGG-1000-0450-200-20	Flowgrid h x w - L=200 - Flange 20	1000	450	200	0.450	0.900	2.250	4.050	3240	8100	14580
FGG-1000-0500-200-20	Flowgrid h x w - L=200 - Flange 20	1000	500	200	0.500	1.000	2.500	4.500	3600	9000	16200
FGG-1000-0550-200-20	Flowgrid h x w - L=200 - Flange 20	1000	550	200	0.550	1.100	2.750	4.950	3960	9900	17820
FGG-1000-0600-200-20	Flowgrid h x w - L=200 - Flange 20	1000	600	200	0.600	1.200	3.000	5.400	4320	10800	19440
FGG-1000-0650-200-20	Flowgrid h x w - L=200 - Flange 20	1000	650	200	0.650	1.300	3.250	5.850	4680	11700	21060
FGG-1000-0700-200-20	Flowgrid h x w - L=200 - Flange 20	1000	700	200	0.700	1.400	3.500	6.300	5040	12600	22680
FGG-1000-0750-200-20	Flowgrid h x w - L=200 - Flange 20	1000	750	200	0.750	1.500	3.750	6.750	5400	13500	24300
FGG-1000-0800-200-20	Flowgrid h x w - L=200 - Flange 20	1000	800	200	0.800	1.600	4.000	7.200	5760	14400	25920
FGG-1000-0850-200-20	Flowgrid h x w - L=200 - Flange 20	1000	850	200	0.850	1.700	4.250	7.650	6120	15300	27540
FGG-1000-0900-200-20	Flowgrid h x w - L=200 - Flange 20	1000	900	200	0.900	1.800	4.500	8.100	6480	16200	29160
FGG-1000-0950-200-20	Flowgrid h x w - L=200 - Flange 20	1000	950	200	0.950	1.900	4.750	8.550	6840	17100	30780
FGG-1000-1000-200-20	Flowgrid h x w - L=200 - Flange 20	1000	1000	200	1.000	2.000	5.000	9.000	7200	18000	32400
FGG-1000-1050-200-20	Flowgrid h x w - L=200 - Flange 20	1000	1050	200	1.050	2.100	5.250	9.450	7560	18900	34020
FGG-1000-1100-200-20	Flowgrid h x w - L=200 - Flange 20	1000	1100	200	1.100	2.200	5.500	9.900	7920	19800	35640
FGG-1000-1150-200-20	Flowgrid h x w - L=200 - Flange 20	1000	1150	200	1.150	2.300	5.750	10.350	8280	20700	37260
FGG-1000-1200-200-20	Flowgrid h x w - L=200 - Flange 20	1000	1200	200	1.200	2.400	6.000	10.800	8640	21600	38880
FGG-1100-0200-200-20	Flowgrid h x w - L=200 - Flange 20	1100	200	200	0.220	0.440	1.100	1.980	1584	3960	7128
FGG-1100-0250-200-20	Flowgrid h x w - L=200 - Flange 20	1100	250	200	0.275	0.550	1.375	2.475	1980	4950	8910
FGG-1100-0300-200-20	Flowgrid h x w - L=200 - Flange 20	1100	300	200	0.330	0.660	1.650	2.970	2376	5940	10692
FGG-1100-0350-200-20	Flowgrid h x w - L=200 - Flange 20	1100	350	200	0.385	0.770	1.925	3.465	2772	6930	12474
FGG-1100-0400-200-20	Flowgrid h x w - L=200 - Flange 20	1100	400	200	0.440	0.880	2.200	3.960	3168	7920	14256
FGG-1100-0450-200-20	Flowgrid h x w - L=200 - Flange 20	1100	450	200	0.495	0.990	2.475	4.455	3564	8910	16038
FGG-1100-0500-200-20	Flowgrid h x w - L=200 - Flange 20	1100	500	200	0.550	1.100	2.750	4.950	3960	9900	17820
FGG-1100-0550-200-20	Flowgrid h x w - L=200 - Flange 20	1100	550	200	0.605	1.210	3.025	5.445	4356	10890	19602
FGG-1100-0600-200-20	Flowgrid h x w - L=200 - Flange 20	1100	600	200	0.660	1.320	3.300	5.940	4752	11880	21384
FGG-1100-0650-200-20	Flowgrid h x w - L=200 - Flange 20	1100	650	200	0.715	1.430	3.575	6.435	5148	12870	23166
FGG-1100-0700-200-20	Flowgrid h x w - L=200 - Flange 20	1100	700	200	0.770	1.540	3.850	6.930	5544	13860	24948
FGG-1100-0750-200-20	Flowgrid h x w - L=200 - Flange 20	1100	750	200	0.825	1.650	4.125	7.425	5940	14850	26730
FGG-1100-0800-200-20	Flowgrid h x w - L=200 - Flange 20	1100	800	200	0.880	1.760	4.400	7.920	6336	15840	28512
FGG-1100-0850-200-20	Flowgrid h x w - L=200 - Flange 20	1100	850	200	0.935	1.870	4.675	8.415	6732	16830	30294
FGG-1100-0900-200-20	Flowgrid h x w - L=200 - Flange 20	1100	900	200	0.990	1.980	4.950	8.910	7128	17820	32076
FGG-1100-0950-200-20	Flowgrid h x w - L=200 - Flange 20	1100	950	200	1.045	2.090	5.225	9.405	7524	18810	33858
FGG-1100-1000-200-20	Flowgrid h x w - L=200 - Flange 20	1100	1000	200	1.100	2.200	5.500	9.900	7920	19800	35640
FGG-1100-1050-200-20	Flowgrid h x w - L=200 - Flange 20	1100	1050	200	1.155	2.310	5.775	10.395	8316	20790	37422
FGG-1100-1100-200-20	Flowgrid h x w - L=200 - Flange 20	1100	1100	200	1.210	2.420	6.050	10.890	8712	21780	39204
FGG-1100-1150-200-20	Flowgrid h x w - L=200 - Flange 20	1100	1150	200	1.265	2.530	6.325	11.385	9108	22770	40986
FGG-1100-1200-200-20	Flowgrid h x w - L=200 - Flange 20	1100	1200	200	1.320	2.640	6.600	11.880	9504	23760	42768
FGG-1200-0200-200-20	Flowgrid h x w - L=200 - Flange 20	1200	200	200	0.240	0.480	1.200	2.160	1728	4320	7776
FGG-1200-0250-200-20	Flowgrid h x w - L=200 - Flange 20	1200	250	200	0.300	0.600	1.500	2.700	2160	5400	9720
FGG-1200-0300-200-20	Flowgrid h x w - L=200 - Flange 20	1200	300	200	0.360	0.720	1.800	3.240	2592	6480	11664
FGG-1200-0350-200-20	Flowgrid h x w - L=200 - Flange 20	1200	350	200	0.420	0.840	2.100	3.780	3024	7560	13608
FGG-1200-0400-200-20	Flowgrid h x w - L=200 - Flange 20	1200	400	200	0.480	0.960	2.400	4.320	3456	8640	15552
FGG-1200-0450-200-20	Flowgrid h x w - L=200 - Flange 20	1200	450	200	0.540	1.080	2.700	4.860	3888	9720	17496
FGG-1200-0500-200-20	Flowgrid h x w - L=200 - Flange 20	1200	500	200	0.600	1.200	3.000	5.400	4320	10800	19440
FGG-1200-0550-200-20	Flowgrid h x w - L=200 - Flange 20	1200	550	200	0.660	1.320	3.300	5.940	4752	11880	21384
FGG-1200-0600-200-20	Flowgrid h x w - L=200 - Flange 20	1200	600	200	0.720	1.440	3.600	6.480	5184	12960	23328
FGG-1200-0650-200-20	Flowgrid h x w - L=200 - Flange 20	1200	650	200	0.780	1.560	3.900	7.020	5616	14040	25272
FGG-1200-0700-200-20	Flowgrid h x w - L=200 - Flange 20	1200	700	200	0.840	1.680	4.200	7.560	6048	15120	27216
FGG-1200-0750-200-20	Flowgrid h x w - L=200 - Flange 20	1200	750	200	0.900	1.800	4.500	8.100	6480	16200	29160
FGG-1200-0800-200-20	Flowgrid h x w - L=200 - Flange 20	1200	800	200	0.960	1.920	4.800	8.640	6912	17280	31104
FGG-1200-0850-200-20	Flowgrid h x w - L=200 - Flange 20	1200	850	200	1.020	2.040	5.100	9.180	7344	18360	33048
FGG-1200-0900-200-20	Flowgrid h x w - L=200 - Flange 20	1200	900	200	1.080	2.160	5.400	9.720	7776	19440	34992
FGG-1200-0950-200-20	Flowgrid h x w - L=200 - Flange 20	1200	950	200	1.140	2.280	5.700	10.260	8208	20520	36936
FGG-1200-1000-200-20	Flowgrid h x w - L=200 - Flange 20	1200	1000	200	1.200	2.400	6.000	10.800	8640	21600	38880
FGG-1200-1050-200-20	Flowgrid h x w - L=200 - Flange 20	1200	1050	200	1.260	2.520	6.300	11.340	9072	22680	40824
FGG-1200-1100-200-20	Flowgrid h x w - L=200 - Flange 20	1200	1100	200	1.320	2.640	6.600	11.880	9504	23760	42768
FGG-1200-1150-200-20	Flowgrid h x w - L=200 - Flange 20	1200	1150	200	1.380	2.760	6.900	12.420	9936	24840	44712
FGG-1200-1200-200-20	Flowgrid h x w - L=200 - Flange 20	1200	1200	200	1.440	2.880	7.200	12.960	10368	25920	46656



FGG DIMENSIONS

L=200

F=30

Table 5

Part Number	Description	Height	width	depth	Area	Volume	Volume	Volume	Volume	Volume	Volume
		h	w	d		at 2 m/s	at 5 m/s	at 9 m/s	at 2 m/s	at 5 m/s	at 9 m/s
		mm	mm	mm		m3/s	m3/s	m3/s	m3/h	m3/h	m3/h
FGG-0100-0200-200-30	Flowgrid h x w - L=200 - Flange 30	100	200	200	0.020	0.040	0.100	0.180	144	360	648
FGG-0100-0250-200-30	Flowgrid h x w - L=200 - Flange 30	100	250	200	0.025	0.050	0.125	0.225	180	450	810
FGG-0100-0300-200-30	Flowgrid h x w - L=200 - Flange 30	100	300	200	0.030	0.060	0.150	0.270	216	540	972
FGG-0100-0350-200-30	Flowgrid h x w - L=200 - Flange 30	100	350	200	0.035	0.070	0.175	0.315	252	630	1134
FGG-0100-0400-200-30	Flowgrid h x w - L=200 - Flange 30	100	400	200	0.040	0.080	0.200	0.360	288	720	1296
FGG-0100-0450-200-30	Flowgrid h x w - L=200 - Flange 30	100	450	200	0.045	0.090	0.225	0.405	324	810	1458
FGG-0100-0500-200-30	Flowgrid h x w - L=200 - Flange 30	100	500	200	0.050	0.100	0.250	0.450	360	900	1620
FGG-0100-0550-200-30	Flowgrid h x w - L=200 - Flange 30	100	550	200	0.055	0.110	0.275	0.495	396	990	1782
FGG-0100-0600-200-30	Flowgrid h x w - L=200 - Flange 30	100	600	200	0.060	0.120	0.300	0.540	432	1080	1944
FGG-0100-0650-200-30	Flowgrid h x w - L=200 - Flange 30	100	650	200	0.065	0.130	0.325	0.585	468	1170	2106
FGG-0100-0700-200-30	Flowgrid h x w - L=200 - Flange 30	100	700	200	0.070	0.140	0.350	0.630	504	1260	2268
FGG-0100-0750-200-30	Flowgrid h x w - L=200 - Flange 30	100	750	200	0.075	0.150	0.375	0.675	540	1350	2430
FGG-0100-0800-200-30	Flowgrid h x w - L=200 - Flange 30	100	800	200	0.080	0.160	0.400	0.720	576	1440	2592
FGG-0100-0850-200-30	Flowgrid h x w - L=200 - Flange 30	100	850	200	0.085	0.170	0.425	0.765	612	1530	2754
FGG-0100-0900-200-30	Flowgrid h x w - L=200 - Flange 30	100	900	200	0.090	0.180	0.450	0.810	648	1620	2916
FGG-0100-0950-200-30	Flowgrid h x w - L=200 - Flange 30	100	950	200	0.095	0.190	0.475	0.855	684	1710	3078
FGG-0100-1000-200-30	Flowgrid h x w - L=200 - Flange 30	100	1000	200	0.100	0.200	0.500	0.900	720	1800	3240
FGG-0100-1050-200-30	Flowgrid h x w - L=200 - Flange 30	100	1050	200	0.105	0.210	0.525	0.945	756	1890	3402
FGG-0100-1100-200-30	Flowgrid h x w - L=200 - Flange 30	100	1100	200	0.110	0.220	0.550	0.990	792	1980	3564
FGG-0100-1150-200-30	Flowgrid h x w - L=200 - Flange 30	100	1150	200	0.115	0.230	0.575	1.035	828	2070	3726
FGG-0100-1200-200-30	Flowgrid h x w - L=200 - Flange 30	100	1200	200	0.120	0.240	0.600	1.080	864	2160	3888
FGG-0200-0200-200-30	Flowgrid h x w - L=200 - Flange 30	200	200	200	0.040	0.080	0.200	0.360	288	720	1296
FGG-0200-0250-200-30	Flowgrid h x w - L=200 - Flange 30	200	250	200	0.050	0.100	0.250	0.450	360	900	1620
FGG-0200-0300-200-30	Flowgrid h x w - L=200 - Flange 30	200	300	200	0.060	0.120	0.300	0.540	432	1080	1944
FGG-0200-0350-200-30	Flowgrid h x w - L=200 - Flange 30	200	350	200	0.070	0.140	0.350	0.630	504	1260	2268
FGG-0200-0400-200-30	Flowgrid h x w - L=200 - Flange 30	200	400	200	0.080	0.160	0.400	0.720	576	1440	2592
FGG-0200-0450-200-30	Flowgrid h x w - L=200 - Flange 30	200	450	200	0.090	0.180	0.450	0.810	648	1620	2916
FGG-0200-0500-200-30	Flowgrid h x w - L=200 - Flange 30	200	500	200	0.100	0.200	0.500	0.900	720	1800	3240
FGG-0200-0550-200-30	Flowgrid h x w - L=200 - Flange 30	200	550	200	0.110	0.220	0.550	0.990	792	1980	3564
FGG-0200-0600-200-30	Flowgrid h x w - L=200 - Flange 30	200	600	200	0.120	0.240	0.600	1.080	864	2160	3888
FGG-0200-0650-200-30	Flowgrid h x w - L=200 - Flange 30	200	650	200	0.130	0.260	0.650	1.170	936	2340	4212
FGG-0200-0700-200-30	Flowgrid h x w - L=200 - Flange 30	200	700	200	0.140	0.280	0.700	1.260	1008	2520	4536
FGG-0200-0750-200-30	Flowgrid h x w - L=200 - Flange 30	200	750	200	0.150	0.300	0.750	1.350	1080	2700	4860
FGG-0200-0800-200-30	Flowgrid h x w - L=200 - Flange 30	200	800	200	0.160	0.320	0.800	1.440	1152	2880	5184
FGG-0200-0850-200-30	Flowgrid h x w - L=200 - Flange 30	200	850	200	0.170	0.340	0.850	1.530	1224	3060	5508
FGG-0200-0900-200-30	Flowgrid h x w - L=200 - Flange 30	200	900	200	0.180	0.360	0.900	1.620	1296	3240	5832
FGG-0200-0950-200-30	Flowgrid h x w - L=200 - Flange 30	200	950	200	0.190	0.380	0.950	1.710	1368	3420	6156
FGG-0200-1000-200-30	Flowgrid h x w - L=200 - Flange 30	200	1000	200	0.200	0.400	1.000	1.800	1440	3600	6480
FGG-0200-1050-200-30	Flowgrid h x w - L=200 - Flange 30	200	1050	200	0.210	0.420	1.050	1.890	1512	3780	6804
FGG-0200-1100-200-30	Flowgrid h x w - L=200 - Flange 30	200	1100	200	0.220	0.440	1.100	1.980	1584	3960	7128
FGG-0200-1150-200-30	Flowgrid h x w - L=200 - Flange 30	200	1150	200	0.230	0.460	1.150	2.070	1656	4140	7452
FGG-0200-1200-200-30	Flowgrid h x w - L=200 - Flange 30	200	1200	200	0.240	0.480	1.200	2.160	1728	4320	7776
FGG-0300-0200-200-30	Flowgrid h x w - L=200 - Flange 30	300	200	200	0.060	0.120	0.300	0.540	432	1080	1944
FGG-0300-0250-200-30	Flowgrid h x w - L=200 - Flange 30	300	250	200	0.075	0.150	0.375	0.675	540	1350	2430
FGG-0300-0300-200-30	Flowgrid h x w - L=200 - Flange 30	300	300	200	0.090	0.180	0.450	0.810	648	1620	2916
FGG-0300-0350-200-30	Flowgrid h x w - L=200 - Flange 30	300	350	200	0.105	0.210	0.525	0.945	756	1890	3402
FGG-0300-0400-200-30	Flowgrid h x w - L=200 - Flange 30	300	400	200	0.120	0.240	0.600	1.080	864	2160	3888
FGG-0300-0450-200-30	Flowgrid h x w - L=200 - Flange 30	300	450	200	0.135	0.270	0.675	1.215	972	2430	4374
FGG-0300-0500-200-30	Flowgrid h x w - L=200 - Flange 30	300	500	200	0.150	0.300	0.750	1.350	1080	2700	4860
FGG-0300-0550-200-30	Flowgrid h x w - L=200 - Flange 30	300	550	200	0.165	0.330	0.825	1.485	1188	2970	5346
FGG-0300-0600-200-30	Flowgrid h x w - L=200 - Flange 30	300	600	200	0.180	0.360	0.900	1.620	1296	3240	5832
FGG-0300-0650-200-30	Flowgrid h x w - L=200 - Flange 30	300	650	200	0.195	0.390	0.975	1.755	1404	3510	6318
FGG-0300-0700-200-30	Flowgrid h x w - L=200 - Flange 30	300	700	200	0.210	0.420	1.050	1.890	1512	3780	6804
FGG-0300-0750-200-30	Flowgrid h x w - L=200 - Flange 30	300	750	200	0.225	0.450	1.125	2.025	1620	4050	7290
FGG-0300-0800-200-30	Flowgrid h x w - L=200 - Flange 30	300	800	200	0.240	0.480	1.200	2.160	1728	4320	7776
FGG-0300-0850-200-30	Flowgrid h x w - L=200 - Flange 30	300	850	200	0.255	0.510	1.275	2.295	1836	4590	8262
FGG-0300-0900-200-30	Flowgrid h x w - L=200 - Flange 30	300	900	200	0.270	0.540	1.350	2.430	1944	4860	8748
FGG-0300-0950-200-30	Flowgrid h x w - L=200 - Flange 30	300	950	200	0.285	0.570	1.425	2.565	2052	5130	9234
FGG-0300-1000-200-30	Flowgrid h x w - L=200 - Flange 30	300	1000	200	0.300	0.600	1.500	2.700	2160	5400	9720
FGG-0300-1050-200-30	Flowgrid h x w - L=200 - Flange 30	300	1050	200	0.315	0.630	1.575	2.835	2268	5670	10206
FGG-0300-1100-200-30	Flowgrid h x w - L=200 - Flange 30	300	1100	200	0.330	0.660	1.650	2.970	2376	5940	10692
FGG-0300-1150-200-30	Flowgrid h x w - L=200 - Flange 30	300	1150	200	0.345	0.690	1.725	3.105	2484	6210	11178
FGG-0300-1200-200-30	Flowgrid h x w - L=200 - Flange 30	300	1200	200	0.360	0.720	1.800	3.240	2592	6480	11664



FGG DIMENSIONS

L=200

F=30

Table 6

Part Number	Description	Height	width	depth	Area	Volume	Volume	Volume	Volume	Volume	Volume
		h	w	d		at 2 m/s	at 5 m/s	at 9 m/s	at 2 m/s	at 5 m/s	at 9 m/s
		mm	mm	mm	m2	m3/s	m3/s	m3/s	m3/h	m3/h	m3/h
FGG-0400-0200-200-30	Flowgrid h x w - L=200 - Flange 30	400	200	200	0.080	0.160	0.400	0.720	576	1440	2592
FGG-0400-0250-200-30	Flowgrid h x w - L=200 - Flange 30	400	250	200	0.100	0.200	0.500	0.900	720	1800	3240
FGG-0400-0300-200-30	Flowgrid h x w - L=200 - Flange 30	400	300	200	0.120	0.240	0.600	1.080	864	2160	3888
FGG-0400-0350-200-30	Flowgrid h x w - L=200 - Flange 30	400	350	200	0.140	0.280	0.700	1.260	1008	2520	4536
FGG-0400-0400-200-30	Flowgrid h x w - L=200 - Flange 30	400	400	200	0.160	0.320	0.800	1.440	1152	2880	5184
FGG-0400-0450-200-30	Flowgrid h x w - L=200 - Flange 30	400	450	200	0.180	0.360	0.900	1.620	1296	3240	5832
FGG-0400-0500-200-30	Flowgrid h x w - L=200 - Flange 30	400	500	200	0.200	0.400	1.000	1.800	1440	3600	6480
FGG-0400-0550-200-30	Flowgrid h x w - L=200 - Flange 30	400	550	200	0.220	0.440	1.100	1.980	1584	3960	7128
FGG-0400-0600-200-30	Flowgrid h x w - L=200 - Flange 30	400	600	200	0.240	0.480	1.200	2.160	1728	4320	7776
FGG-0400-0650-200-30	Flowgrid h x w - L=200 - Flange 30	400	650	200	0.260	0.520	1.300	2.340	1872	4680	8424
FGG-0400-0700-200-30	Flowgrid h x w - L=200 - Flange 30	400	700	200	0.280	0.560	1.400	2.520	2016	5040	9072
FGG-0400-0750-200-30	Flowgrid h x w - L=200 - Flange 30	400	750	200	0.300	0.600	1.500	2.700	2160	5400	9720
FGG-0400-0800-200-30	Flowgrid h x w - L=200 - Flange 30	400	800	200	0.320	0.640	1.600	2.880	2304	5760	10368
FGG-0400-0850-200-30	Flowgrid h x w - L=200 - Flange 30	400	850	200	0.340	0.680	1.700	3.060	2448	6120	11016
FGG-0400-0900-200-30	Flowgrid h x w - L=200 - Flange 30	400	900	200	0.360	0.720	1.800	3.240	2592	6480	11664
FGG-0400-0950-200-30	Flowgrid h x w - L=200 - Flange 30	400	950	200	0.380	0.760	1.900	3.420	2736	6840	12312
FGG-0400-1000-200-30	Flowgrid h x w - L=200 - Flange 30	400	1000	200	0.400	0.800	2.000	3.600	2880	7200	12960
FGG-0400-1050-200-30	Flowgrid h x w - L=200 - Flange 30	400	1050	200	0.420	0.840	2.100	3.780	3024	7560	13608
FGG-0400-1100-200-30	Flowgrid h x w - L=200 - Flange 30	400	1100	200	0.440	0.880	2.200	3.960	3168	7920	14256
FGG-0400-1150-200-30	Flowgrid h x w - L=200 - Flange 30	400	1150	200	0.460	0.920	2.300	4.140	3312	8280	14904
FGG-0400-1200-200-30	Flowgrid h x w - L=200 - Flange 30	400	1200	200	0.480	0.960	2.400	4.320	3456	8640	15552
FGG-0500-0200-200-30	Flowgrid h x w - L=200 - Flange 30	500	200	200	0.100	0.200	0.500	0.900	720	1800	3240
FGG-0500-0250-200-30	Flowgrid h x w - L=200 - Flange 30	500	250	200	0.125	0.250	0.625	1.125	900	2250	4050
FGG-0500-0300-200-30	Flowgrid h x w - L=200 - Flange 30	500	300	200	0.150	0.300	0.750	1.350	1080	2700	4860
FGG-0500-0350-200-30	Flowgrid h x w - L=200 - Flange 30	500	350	200	0.175	0.350	0.875	1.575	1260	3150	5670
FGG-0500-0400-200-30	Flowgrid h x w - L=200 - Flange 30	500	400	200	0.200	0.400	1.000	1.800	1440	3600	6480
FGG-0500-0450-200-30	Flowgrid h x w - L=200 - Flange 30	500	450	200	0.225	0.450	1.125	2.025	1620	4050	7290
FGG-0500-0500-200-30	Flowgrid h x w - L=200 - Flange 30	500	500	200	0.250	0.500	1.250	2.250	1800	4500	8100
FGG-0500-0550-200-30	Flowgrid h x w - L=200 - Flange 30	500	550	200	0.275	0.550	1.375	2.475	1980	4950	8910
FGG-0500-0600-200-30	Flowgrid h x w - L=200 - Flange 30	500	600	200	0.300	0.600	1.500	2.700	2160	5400	9720
FGG-0500-0650-200-30	Flowgrid h x w - L=200 - Flange 30	500	650	200	0.325	0.650	1.625	2.925	2340	5850	10530
FGG-0500-0700-200-30	Flowgrid h x w - L=200 - Flange 30	500	700	200	0.350	0.700	1.750	3.150	2520	6300	11340
FGG-0500-0750-200-30	Flowgrid h x w - L=200 - Flange 30	500	750	200	0.375	0.750	1.875	3.375	2700	6750	12150
FGG-0500-0800-200-30	Flowgrid h x w - L=200 - Flange 30	500	800	200	0.400	0.800	2.000	3.600	2880	7200	12960
FGG-0500-0850-200-30	Flowgrid h x w - L=200 - Flange 30	500	850	200	0.425	0.850	2.125	3.825	3060	7650	13770
FGG-0500-0900-200-30	Flowgrid h x w - L=200 - Flange 30	500	900	200	0.450	0.900	2.250	4.050	3240	8100	14580
FGG-0500-0950-200-30	Flowgrid h x w - L=200 - Flange 30	500	950	200	0.475	0.950	2.375	4.275	3420	8550	15390
FGG-0500-1000-200-30	Flowgrid h x w - L=200 - Flange 30	500	1000	200	0.500	1.000	2.500	4.500	3600	9000	16200
FGG-0500-1050-200-30	Flowgrid h x w - L=200 - Flange 30	500	1050	200	0.525	1.050	2.625	4.725	3780	9450	17010
FGG-0500-1100-200-30	Flowgrid h x w - L=200 - Flange 30	500	1100	200	0.550	1.100	2.750	4.950	3960	9900	17820
FGG-0500-1150-200-30	Flowgrid h x w - L=200 - Flange 30	500	1150	200	0.575	1.150	2.875	5.175	4140	10350	18630
FGG-0500-1200-200-30	Flowgrid h x w - L=200 - Flange 30	500	1200	200	0.600	1.200	3.000	5.400	4320	10800	19440
FGG-0600-0200-200-30	Flowgrid h x w - L=200 - Flange 30	600	200	200	0.120	0.240	0.600	1.080	864	2160	3888
FGG-0600-0250-200-30	Flowgrid h x w - L=200 - Flange 30	600	250	200	0.150	0.300	0.750	1.350	1080	2700	4860
FGG-0600-0300-200-30	Flowgrid h x w - L=200 - Flange 30	600	300	200	0.180	0.360	0.900	1.620	1296	3240	5832
FGG-0600-0350-200-30	Flowgrid h x w - L=200 - Flange 30	600	350	200	0.210	0.420	1.050	1.890	1512	3780	6804
FGG-0600-0400-200-30	Flowgrid h x w - L=200 - Flange 30	600	400	200	0.240	0.480	1.200	2.160	1728	4320	7776
FGG-0600-0450-200-30	Flowgrid h x w - L=200 - Flange 30	600	450	200	0.270	0.540	1.350	2.430	1944	4860	8748
FGG-0600-0500-200-30	Flowgrid h x w - L=200 - Flange 30	600	500	200	0.300	0.600	1.500	2.700	2160	5400	9720
FGG-0600-0550-200-30	Flowgrid h x w - L=200 - Flange 30	600	550	200	0.330	0.660	1.650	2.970	2376	5940	10692
FGG-0600-0600-200-30	Flowgrid h x w - L=200 - Flange 30	600	600	200	0.360	0.720	1.800	3.240	2592	6480	11664
FGG-0600-0650-200-30	Flowgrid h x w - L=200 - Flange 30	600	650	200	0.390	0.780	1.950	3.510	2808	7020	12636
FGG-0600-0700-200-30	Flowgrid h x w - L=200 - Flange 30	600	700	200	0.420	0.840	2.100	3.780	3024	7560	13608
FGG-0600-0750-200-30	Flowgrid h x w - L=200 - Flange 30	600	750	200	0.450	0.900	2.250	4.050	3240	8100	14580
FGG-0600-0800-200-30	Flowgrid h x w - L=200 - Flange 30	600	800	200	0.480	0.960	2.400	4.320	3456	8640	15552
FGG-0600-0850-200-30	Flowgrid h x w - L=200 - Flange 30	600	850	200	0.510	1.020	2.550	4.590	3672	9180	16524
FGG-0600-0900-200-30	Flowgrid h x w - L=200 - Flange 30	600	900	200	0.540	1.080	2.700	4.860	3888	9720	17496
FGG-0600-0950-200-30	Flowgrid h x w - L=200 - Flange 30	600	950	200	0.570	1.140	2.850	5.130	4104	10260	18468
FGG-0600-1000-200-30	Flowgrid h x w - L=200 - Flange 30	600	1000	200	0.600	1.200	3.000	5.400	4320	10800	19440
FGG-0600-1050-200-30	Flowgrid h x w - L=200 - Flange 30	600	1050	200	0.630	1.260	3.150	5.670	4536	11340	20412
FGG-0600-1100-200-30	Flowgrid h x w - L=200 - Flange 30	600	1100	200	0.660	1.320	3.300	5.940	4752	11880	21384
FGG-0600-1150-200-30	Flowgrid h x w - L=200 - Flange 30	600	1150	200	0.690	1.380	3.450	6.210	4968	12420	22356
FGG-0600-1200-200-30	Flowgrid h x w - L=200 - Flange 30	600	1200	200	0.720	1.440	3.600	6.480	5184	12960	23328



FGG DIMENSIONS L=200 F=30 Table 7

Part Number	Description	Height h mm	width w mm	depth d mm	Area m2	Volume at 2 m/s m3/s	Volume at 5 m/s m3/s	Volume at 9 m/s m3/s	Volume at 2 m/s m3/h	Volume at 5 m/s m3/h	Volume at 9 m/s m3/h
FGG-0700-0200-200-30	Flowgrid h x w - L=200 - Flange 30	700	200	200	0.140	0.280	0.700	1.260	1008	2520	4536
FGG-0700-0250-200-30	Flowgrid h x w - L=200 - Flange 30	700	250	200	0.175	0.350	0.875	1.575	1260	3150	5670
FGG-0700-0300-200-30	Flowgrid h x w - L=200 - Flange 30	700	300	200	0.210	0.420	1.050	1.890	1512	3780	6804
FGG-0700-0350-200-30	Flowgrid h x w - L=200 - Flange 30	700	350	200	0.245	0.490	1.225	2.205	1764	4410	7938
FGG-0700-0400-200-30	Flowgrid h x w - L=200 - Flange 30	700	400	200	0.280	0.560	1.400	2.520	2016	5040	9072
FGG-0700-0450-200-30	Flowgrid h x w - L=200 - Flange 30	700	450	200	0.315	0.630	1.575	2.835	2268	5670	10206
FGG-0700-0500-200-30	Flowgrid h x w - L=200 - Flange 30	700	500	200	0.350	0.700	1.750	3.150	2520	6300	11340
FGG-0700-0550-200-30	Flowgrid h x w - L=200 - Flange 30	700	550	200	0.385	0.770	1.925	3.465	2772	6930	12474
FGG-0700-0600-200-30	Flowgrid h x w - L=200 - Flange 30	700	600	200	0.420	0.840	2.100	3.780	3024	7560	13608
FGG-0700-0650-200-30	Flowgrid h x w - L=200 - Flange 30	700	650	200	0.455	0.910	2.275	4.095	3276	8190	14742
FGG-0700-0700-200-30	Flowgrid h x w - L=200 - Flange 30	700	700	200	0.490	0.980	2.450	4.410	3528	8820	15876
FGG-0700-0750-200-30	Flowgrid h x w - L=200 - Flange 30	700	750	200	0.525	1.050	2.625	4.725	3780	9450	17010
FGG-0700-0800-200-30	Flowgrid h x w - L=200 - Flange 30	700	800	200	0.560	1.120	2.800	5.040	4032	10080	18144
FGG-0700-0850-200-30	Flowgrid h x w - L=200 - Flange 30	700	850	200	0.595	1.190	2.975	5.355	4284	10710	19278
FGG-0700-0900-200-30	Flowgrid h x w - L=200 - Flange 30	700	900	200	0.630	1.260	3.150	5.670	4536	11340	20412
FGG-0700-0950-200-30	Flowgrid h x w - L=200 - Flange 30	700	950	200	0.665	1.330	3.325	5.985	4788	11970	21546
FGG-0700-1000-200-30	Flowgrid h x w - L=200 - Flange 30	700	1000	200	0.700	1.400	3.500	6.300	5040	12600	22680
FGG-0700-1050-200-30	Flowgrid h x w - L=200 - Flange 30	700	1050	200	0.735	1.470	3.675	6.615	5292	13230	23814
FGG-0700-1100-200-30	Flowgrid h x w - L=200 - Flange 30	700	1100	200	0.770	1.540	3.850	6.930	5544	13860	24948
FGG-0700-1150-200-30	Flowgrid h x w - L=200 - Flange 30	700	1150	200	0.805	1.610	4.025	7.245	5796	14490	26082
FGG-0700-1200-200-30	Flowgrid h x w - L=200 - Flange 30	700	1200	200	0.840	1.680	4.200	7.560	6048	15120	27216
FGG-0800-0200-200-30	Flowgrid h x w - L=200 - Flange 30	800	200	200	0.160	0.320	0.800	1.440	1152	2880	5184
FGG-0800-0250-200-30	Flowgrid h x w - L=200 - Flange 30	800	250	200	0.200	0.400	1.000	1.800	1440	3600	6480
FGG-0800-0300-200-30	Flowgrid h x w - L=200 - Flange 30	800	300	200	0.240	0.480	1.200	2.160	1728	4320	7776
FGG-0800-0350-200-30	Flowgrid h x w - L=200 - Flange 30	800	350	200	0.280	0.560	1.400	2.520	2016	5040	9072
FGG-0800-0400-200-30	Flowgrid h x w - L=200 - Flange 30	800	400	200	0.320	0.640	1.600	2.880	2304	5760	10368
FGG-0800-0450-200-30	Flowgrid h x w - L=200 - Flange 30	800	450	200	0.360	0.720	1.800	3.240	2592	6480	11664
FGG-0800-0500-200-30	Flowgrid h x w - L=200 - Flange 30	800	500	200	0.400	0.800	2.000	3.600	2880	7200	12960
FGG-0800-0550-200-30	Flowgrid h x w - L=200 - Flange 30	800	550	200	0.440	0.880	2.200	3.960	3168	7920	14256
FGG-0800-0600-200-30	Flowgrid h x w - L=200 - Flange 30	800	600	200	0.480	0.960	2.400	4.320	3456	8640	15552
FGG-0800-0650-200-30	Flowgrid h x w - L=200 - Flange 30	800	650	200	0.520	1.040	2.600	4.680	3744	9360	16848
FGG-0800-0700-200-30	Flowgrid h x w - L=200 - Flange 30	800	700	200	0.560	1.120	2.800	5.040	4032	10080	18144
FGG-0800-0750-200-30	Flowgrid h x w - L=200 - Flange 30	800	750	200	0.600	1.200	3.000	5.400	4320	10800	19440
FGG-0800-0800-200-30	Flowgrid h x w - L=200 - Flange 30	800	800	200	0.640	1.280	3.200	5.760	4608	11520	20736
FGG-0800-0850-200-30	Flowgrid h x w - L=200 - Flange 30	800	850	200	0.680	1.360	3.400	6.120	4896	12240	22032
FGG-0800-0900-200-30	Flowgrid h x w - L=200 - Flange 30	800	900	200	0.720	1.440	3.600	6.480	5184	12960	23328
FGG-0800-0950-200-30	Flowgrid h x w - L=200 - Flange 30	800	950	200	0.760	1.520	3.800	6.840	5472	13680	24624
FGG-0800-1000-200-30	Flowgrid h x w - L=200 - Flange 30	800	1000	200	0.800	1.600	4.000	7.200	5760	14400	25920
FGG-0800-1050-200-30	Flowgrid h x w - L=200 - Flange 30	800	1050	200	0.840	1.680	4.200	7.560	6048	15120	27216
FGG-0800-1100-200-30	Flowgrid h x w - L=200 - Flange 30	800	1100	200	0.880	1.760	4.400	7.920	6336	15840	28512
FGG-0800-1150-200-30	Flowgrid h x w - L=200 - Flange 30	800	1150	200	0.920	1.840	4.600	8.280	6624	16560	29808
FGG-0800-1200-200-30	Flowgrid h x w - L=200 - Flange 30	800	1200	200	0.960	1.920	4.800	8.640	6912	17280	31104
FGG-0900-0200-200-30	Flowgrid h x w - L=200 - Flange 30	900	200	200	0.180	0.360	0.900	1.620	1296	3240	5832
FGG-0900-0250-200-30	Flowgrid h x w - L=200 - Flange 30	900	250	200	0.225	0.450	1.125	2.025	1620	4050	7290
FGG-0900-0300-200-30	Flowgrid h x w - L=200 - Flange 30	900	300	200	0.270	0.540	1.350	2.430	1944	4860	8748
FGG-0900-0350-200-30	Flowgrid h x w - L=200 - Flange 30	900	350	200	0.315	0.630	1.575	2.835	2268	5670	10206
FGG-0900-0400-200-30	Flowgrid h x w - L=200 - Flange 30	900	400	200	0.360	0.720	1.800	3.240	2592	6480	11664
FGG-0900-0450-200-30	Flowgrid h x w - L=200 - Flange 30	900	450	200	0.405	0.810	2.025	3.645	2916	7290	13122
FGG-0900-0500-200-30	Flowgrid h x w - L=200 - Flange 30	900	500	200	0.450	0.900	2.250	4.050	3240	8100	14580
FGG-0900-0550-200-30	Flowgrid h x w - L=200 - Flange 30	900	550	200	0.495	0.990	2.475	4.455	3564	8910	16038
FGG-0900-0600-200-30	Flowgrid h x w - L=200 - Flange 30	900	600	200	0.540	1.080	2.700	4.860	3888	9720	17496
FGG-0900-0650-200-30	Flowgrid h x w - L=200 - Flange 30	900	650	200	0.585	1.170	2.925	5.265	4212	10530	18954
FGG-0900-0700-200-30	Flowgrid h x w - L=200 - Flange 30	900	700	200	0.630	1.260	3.150	5.670	4536	11340	20412
FGG-0900-0750-200-30	Flowgrid h x w - L=200 - Flange 30	900	750	200	0.675	1.350	3.375	6.075	4860	12150	21870
FGG-0900-0800-200-30	Flowgrid h x w - L=200 - Flange 30	900	800	200	0.720	1.440	3.600	6.480	5184	12960	23328
FGG-0900-0850-200-30	Flowgrid h x w - L=200 - Flange 30	900	850	200	0.765	1.530	3.825	6.885	5508	13770	24786
FGG-0900-0900-200-30	Flowgrid h x w - L=200 - Flange 30	900	900	200	0.810	1.620	4.050	7.290	5832	14580	26244
FGG-0900-0950-200-30	Flowgrid h x w - L=200 - Flange 30	900	950	200	0.855	1.710	4.275	7.695	6156	15390	27702
FGG-0900-1000-200-30	Flowgrid h x w - L=200 - Flange 30	900	1000	200	0.900	1.800	4.500	8.100	6480	16200	29160
FGG-0900-1050-200-30	Flowgrid h x w - L=200 - Flange 30	900	1050	200	0.945	1.890	4.725	8.505	6804	17010	30618
FGG-0900-1100-200-30	Flowgrid h x w - L=200 - Flange 30	900	1100	200	0.990	1.980	4.950	8.910	7128	17820	32076
FGG-0900-1150-200-30	Flowgrid h x w - L=200 - Flange 30	900	1150	200	1.035	2.070	5.175	9.315	7452	18630	33534
FGG-0900-1200-200-30	Flowgrid h x w - L=200 - Flange 30	900	1200	200	1.080	2.160	5.400	9.720	7776	19440	34992

FGG DIMENSIONS L=200 F=30 Table 8

Part Number	Description	Height	width	depth	Area	Volume	Volume	Volume	Volume	Volume	Volume
		h	w	d		at 2 m/s	at 5 m/s	at 9 m/s	at 2 m/s	at 5 m/s	at 9 m/s
		mm	mm	mm	m2	m3/s	m3/s	m3/s	m3/h	m3/h	m3/h
FGG-1000-0200-200-30	Flowgrid h x w - L=200 - Flange 30	1000	200	200	0.200	0.400	1.000	1.800	1440	3600	6480
FGG-1000-0250-200-30	Flowgrid h x w - L=200 - Flange 30	1000	250	200	0.250	0.500	1.250	2.250	1800	4500	8100
FGG-1000-0300-200-30	Flowgrid h x w - L=200 - Flange 30	1000	300	200	0.300	0.600	1.500	2.700	2160	5400	9720
FGG-1000-0350-200-30	Flowgrid h x w - L=200 - Flange 30	1000	350	200	0.350	0.700	1.750	3.150	2520	6300	11340
FGG-1000-0400-200-30	Flowgrid h x w - L=200 - Flange 30	1000	400	200	0.400	0.800	2.000	3.600	2880	7200	12960
FGG-1000-0450-200-30	Flowgrid h x w - L=200 - Flange 30	1000	450	200	0.450	0.900	2.250	4.050	3240	8100	14580
FGG-1000-0500-200-30	Flowgrid h x w - L=200 - Flange 30	1000	500	200	0.500	1.000	2.500	4.500	3600	9000	16200
FGG-1000-0550-200-30	Flowgrid h x w - L=200 - Flange 30	1000	550	200	0.550	1.100	2.750	4.950	3960	9900	17820
FGG-1000-0600-200-30	Flowgrid h x w - L=200 - Flange 30	1000	600	200	0.600	1.200	3.000	5.400	4320	10800	19440
FGG-1000-0650-200-30	Flowgrid h x w - L=200 - Flange 30	1000	650	200	0.650	1.300	3.250	5.850	4680	11700	21060
FGG-1000-0700-200-30	Flowgrid h x w - L=200 - Flange 30	1000	700	200	0.700	1.400	3.500	6.300	5040	12600	22680
FGG-1000-0750-200-30	Flowgrid h x w - L=200 - Flange 30	1000	750	200	0.750	1.500	3.750	6.750	5400	13500	24300
FGG-1000-0800-200-30	Flowgrid h x w - L=200 - Flange 30	1000	800	200	0.800	1.600	4.000	7.200	5760	14400	25920
FGG-1000-0850-200-30	Flowgrid h x w - L=200 - Flange 30	1000	850	200	0.850	1.700	4.250	7.650	6120	15300	27540
FGG-1000-0900-200-30	Flowgrid h x w - L=200 - Flange 30	1000	900	200	0.900	1.800	4.500	8.100	6480	16200	29160
FGG-1000-0950-200-30	Flowgrid h x w - L=200 - Flange 30	1000	950	200	0.950	1.900	4.750	8.550	6840	17100	30780
FGG-1000-1000-200-30	Flowgrid h x w - L=200 - Flange 30	1000	1000	200	1.000	2.000	5.000	9.000	7200	18000	32400
FGG-1000-1050-200-30	Flowgrid h x w - L=200 - Flange 30	1000	1050	200	1.050	2.100	5.250	9.450	7560	18900	34020
FGG-1000-1100-200-30	Flowgrid h x w - L=200 - Flange 30	1000	1100	200	1.100	2.200	5.500	9.900	7920	19800	35640
FGG-1000-1150-200-30	Flowgrid h x w - L=200 - Flange 30	1000	1150	200	1.150	2.300	5.750	10.350	8280	20700	37260
FGG-1000-1200-200-30	Flowgrid h x w - L=200 - Flange 30	1000	1200	200	1.200	2.400	6.000	10.800	8640	21600	38880
FGG-1100-0200-200-30	Flowgrid h x w - L=200 - Flange 30	1100	200	200	0.220	0.440	1.100	1.980	1584	3960	7128
FGG-1100-0250-200-30	Flowgrid h x w - L=200 - Flange 30	1100	250	200	0.275	0.550	1.375	2.475	1980	4950	8910
FGG-1100-0300-200-30	Flowgrid h x w - L=200 - Flange 30	1100	300	200	0.330	0.660	1.650	2.970	2376	5940	10692
FGG-1100-0350-200-30	Flowgrid h x w - L=200 - Flange 30	1100	350	200	0.385	0.770	1.925	3.465	2772	6930	12474
FGG-1100-0400-200-30	Flowgrid h x w - L=200 - Flange 30	1100	400	200	0.440	0.880	2.200	3.960	3168	7920	14256
FGG-1100-0450-200-30	Flowgrid h x w - L=200 - Flange 30	1100	450	200	0.495	0.990	2.475	4.455	3564	8910	16038
FGG-1100-0500-200-30	Flowgrid h x w - L=200 - Flange 30	1100	500	200	0.550	1.100	2.750	4.950	3960	9900	17820
FGG-1100-0550-200-30	Flowgrid h x w - L=200 - Flange 30	1100	550	200	0.605	1.210	3.025	5.445	4356	10890	19602
FGG-1100-0600-200-30	Flowgrid h x w - L=200 - Flange 30	1100	600	200	0.660	1.320	3.300	5.940	4752	11880	21384
FGG-1100-0650-200-30	Flowgrid h x w - L=200 - Flange 30	1100	650	200	0.715	1.430	3.575	6.435	5148	12870	23166
FGG-1100-0700-200-30	Flowgrid h x w - L=200 - Flange 30	1100	700	200	0.770	1.540	3.850	6.930	5544	13860	24948
FGG-1100-0750-200-30	Flowgrid h x w - L=200 - Flange 30	1100	750	200	0.825	1.650	4.125	7.425	5940	14850	26730
FGG-1100-0800-200-30	Flowgrid h x w - L=200 - Flange 30	1100	800	200	0.880	1.760	4.400	7.920	6336	15840	28512
FGG-1100-0850-200-30	Flowgrid h x w - L=200 - Flange 30	1100	850	200	0.935	1.870	4.675	8.415	6732	16830	30294
FGG-1100-0900-200-30	Flowgrid h x w - L=200 - Flange 30	1100	900	200	0.990	1.980	4.950	8.910	7128	17820	32076
FGG-1100-0950-200-30	Flowgrid h x w - L=200 - Flange 30	1100	950	200	1.045	2.090	5.225	9.405	7524	18810	33858
FGG-1100-1000-200-30	Flowgrid h x w - L=200 - Flange 30	1100	1000	200	1.100	2.200	5.500	9.900	7920	19800	35640
FGG-1100-1050-200-30	Flowgrid h x w - L=200 - Flange 30	1100	1050	200	1.155	2.310	5.775	10.395	8316	20790	37422
FGG-1100-1100-200-30	Flowgrid h x w - L=200 - Flange 30	1100	1100	200	1.210	2.420	6.050	10.890	8712	21780	39204
FGG-1100-1150-200-30	Flowgrid h x w - L=200 - Flange 30	1100	1150	200	1.265	2.530	6.325	11.385	9108	22770	40986
FGG-1100-1200-200-30	Flowgrid h x w - L=200 - Flange 30	1100	1200	200	1.320	2.640	6.600	11.880	9504	23760	42768
FGG-1200-0200-200-30	Flowgrid h x w - L=200 - Flange 30	1200	200	200	0.240	0.480	1.200	2.160	1728	4320	7776
FGG-1200-0250-200-30	Flowgrid h x w - L=200 - Flange 30	1200	250	200	0.300	0.600	1.500	2.700	2160	5400	9720
FGG-1200-0300-200-30	Flowgrid h x w - L=200 - Flange 30	1200	300	200	0.360	0.720	1.800	3.240	2592	6480	11664
FGG-1200-0350-200-30	Flowgrid h x w - L=200 - Flange 30	1200	350	200	0.420	0.840	2.100	3.780	3024	7560	13608
FGG-1200-0400-200-30	Flowgrid h x w - L=200 - Flange 30	1200	400	200	0.480	0.960	2.400	4.320	3456	8640	15552
FGG-1200-0450-200-30	Flowgrid h x w - L=200 - Flange 30	1200	450	200	0.540	1.080	2.700	4.860	3888	9720	17496
FGG-1200-0500-200-30	Flowgrid h x w - L=200 - Flange 30	1200	500	200	0.600	1.200	3.000	5.400	4320	10800	19440
FGG-1200-0550-200-30	Flowgrid h x w - L=200 - Flange 30	1200	550	200	0.660	1.320	3.300	5.940	4752	11880	21384
FGG-1200-0600-200-30	Flowgrid h x w - L=200 - Flange 30	1200	600	200	0.720	1.440	3.600	6.480	5184	12960	23328
FGG-1200-0650-200-30	Flowgrid h x w - L=200 - Flange 30	1200	650	200	0.780	1.560	3.900	7.020	5616	14040	25272
FGG-1200-0700-200-30	Flowgrid h x w - L=200 - Flange 30	1200	700	200	0.840	1.680	4.200	7.560	6048	15120	27216
FGG-1200-0750-200-30	Flowgrid h x w - L=200 - Flange 30	1200	750	200	0.900	1.800	4.500	8.100	6480	16200	29160
FGG-1200-0800-200-30	Flowgrid h x w - L=200 - Flange 30	1200	800	200	0.960	1.920	4.800	8.640	6912	17280	31104
FGG-1200-0850-200-30	Flowgrid h x w - L=200 - Flange 30	1200	850	200	1.020	2.040	5.100	9.180	7344	18360	33048
FGG-1200-0900-200-30	Flowgrid h x w - L=200 - Flange 30	1200	900	200	1.080	2.160	5.400	9.720	7776	19440	34992
FGG-1200-0950-200-30	Flowgrid h x w - L=200 - Flange 30	1200	950	200	1.140	2.280	5.700	10.260	8208	20520	36936
FGG-1200-1000-200-30	Flowgrid h x w - L=200 - Flange 30	1200	1000	200	1.200	2.400	6.000	10.800	8640	21600	38880
FGG-1200-1050-200-30	Flowgrid h x w - L=200 - Flange 30	1200	1050	200	1.260	2.520	6.300	11.340	9072	22680	40824
FGG-1200-1100-200-30	Flowgrid h x w - L=200 - Flange 30	1200	1100	200	1.320	2.640	6.600	11.880	9504	23760	42768
FGG-1200-1150-200-30	Flowgrid h x w - L=200 - Flange 30	1200	1150	200	1.380	2.760	6.900	12.420	9936	24840	44712
FGG-1200-1200-200-30	Flowgrid h x w - L=200 - Flange 30	1200	1200	200	1.440	2.880	7.200	12.960	10368	25920	46656

FGG DIMENSIONS

L=300

F=20

Table 9

Part Number	Description	Height	width	depth	Area	Volume	Volume	Volume	Volume	Volume	Volume
		h	w	d		at 2 m/s	at 5 m/s	at 9 m/s	at 2 m/s	at 5 m/s	at 9 m/s
		mm	mm	mm	m2	m3/s	m3/s	m3/s	m3/h	m3/h	m3/h
FGG-0100-0200-300-20	Flowgrid h x w - L=300 - Flange 20	100	200	300	0.020	0.040	0.100	0.180	144	360	648
FGG-0100-0250-300-20	Flowgrid h x w - L=300 - Flange 20	100	250	300	0.025	0.050	0.125	0.225	180	450	810
FGG-0100-0300-300-20	Flowgrid h x w - L=300 - Flange 20	100	300	300	0.030	0.060	0.150	0.270	216	540	972
FGG-0100-0350-300-20	Flowgrid h x w - L=300 - Flange 20	100	350	300	0.035	0.070	0.175	0.315	252	630	1134
FGG-0100-0400-300-20	Flowgrid h x w - L=300 - Flange 20	100	400	300	0.040	0.080	0.200	0.360	288	720	1296
FGG-0100-0450-300-20	Flowgrid h x w - L=300 - Flange 20	100	450	300	0.045	0.090	0.225	0.405	324	810	1458
FGG-0100-0500-300-20	Flowgrid h x w - L=300 - Flange 20	100	500	300	0.050	0.100	0.250	0.450	360	900	1620
FGG-0100-0550-300-20	Flowgrid h x w - L=300 - Flange 20	100	550	300	0.055	0.110	0.275	0.495	396	990	1782
FGG-0100-0600-300-20	Flowgrid h x w - L=300 - Flange 20	100	600	300	0.060	0.120	0.300	0.540	432	1080	1944
FGG-0100-0650-300-20	Flowgrid h x w - L=300 - Flange 20	100	650	300	0.065	0.130	0.325	0.585	468	1170	2106
FGG-0100-0700-300-20	Flowgrid h x w - L=300 - Flange 20	100	700	300	0.070	0.140	0.350	0.630	504	1260	2268
FGG-0100-0750-300-20	Flowgrid h x w - L=300 - Flange 20	100	750	300	0.075	0.150	0.375	0.675	540	1350	2430
FGG-0100-0800-300-20	Flowgrid h x w - L=300 - Flange 20	100	800	300	0.080	0.160	0.400	0.720	576	1440	2592
FGG-0100-0850-300-20	Flowgrid h x w - L=300 - Flange 20	100	850	300	0.085	0.170	0.425	0.765	612	1530	2754
FGG-0100-0900-300-20	Flowgrid h x w - L=300 - Flange 20	100	900	300	0.090	0.180	0.450	0.810	648	1620	2916
FGG-0100-0950-300-20	Flowgrid h x w - L=300 - Flange 20	100	950	300	0.095	0.190	0.475	0.855	684	1710	3078
FGG-0100-1000-300-20	Flowgrid h x w - L=300 - Flange 20	100	1000	300	0.100	0.200	0.500	0.900	720	1800	3240
FGG-0100-1050-300-20	Flowgrid h x w - L=300 - Flange 20	100	1050	300	0.105	0.210	0.525	0.945	756	1890	3402
FGG-0100-1100-300-20	Flowgrid h x w - L=300 - Flange 20	100	1100	300	0.110	0.220	0.550	0.990	792	1980	3564
FGG-0100-1150-300-20	Flowgrid h x w - L=300 - Flange 20	100	1150	300	0.115	0.230	0.575	1.035	828	2070	3726
FGG-0100-1200-300-20	Flowgrid h x w - L=300 - Flange 20	100	1200	300	0.120	0.240	0.600	1.080	864	2160	3888
FGG-0200-0200-300-20	Flowgrid h x w - L=300 - Flange 20	200	200	300	0.040	0.080	0.200	0.360	288	720	1296
FGG-0200-0250-300-20	Flowgrid h x w - L=300 - Flange 20	200	250	300	0.050	0.100	0.250	0.450	360	900	1620
FGG-0200-0300-300-20	Flowgrid h x w - L=300 - Flange 20	200	300	300	0.060	0.120	0.300	0.540	432	1080	1944
FGG-0200-0350-300-20	Flowgrid h x w - L=300 - Flange 20	200	350	300	0.070	0.140	0.350	0.630	504	1260	2268
FGG-0200-0400-300-20	Flowgrid h x w - L=300 - Flange 20	200	400	300	0.080	0.160	0.400	0.720	576	1440	2592
FGG-0200-0450-300-20	Flowgrid h x w - L=300 - Flange 20	200	450	300	0.090	0.180	0.450	0.810	648	1620	2916
FGG-0200-0500-300-20	Flowgrid h x w - L=300 - Flange 20	200	500	300	0.100	0.200	0.500	0.900	720	1800	3240
FGG-0200-0550-300-20	Flowgrid h x w - L=300 - Flange 20	200	550	300	0.110	0.220	0.550	0.990	792	1980	3564
FGG-0200-0600-300-20	Flowgrid h x w - L=300 - Flange 20	200	600	300	0.120	0.240	0.600	1.080	864	2160	3888
FGG-0200-0650-300-20	Flowgrid h x w - L=300 - Flange 20	200	650	300	0.130	0.260	0.650	1.170	936	2340	4212
FGG-0200-0700-300-20	Flowgrid h x w - L=300 - Flange 20	200	700	300	0.140	0.280	0.700	1.260	1008	2520	4536
FGG-0200-0750-300-20	Flowgrid h x w - L=300 - Flange 20	200	750	300	0.150	0.300	0.750	1.350	1080	2700	4860
FGG-0200-0800-300-20	Flowgrid h x w - L=300 - Flange 20	200	800	300	0.160	0.320	0.800	1.440	1152	2880	5184
FGG-0200-0850-300-20	Flowgrid h x w - L=300 - Flange 20	200	850	300	0.170	0.340	0.850	1.530	1224	3060	5508
FGG-0200-0900-300-20	Flowgrid h x w - L=300 - Flange 20	200	900	300	0.180	0.360	0.900	1.620	1296	3240	5832
FGG-0200-0950-300-20	Flowgrid h x w - L=300 - Flange 20	200	950	300	0.190	0.380	0.950	1.710	1368	3420	6156
FGG-0200-1000-300-20	Flowgrid h x w - L=300 - Flange 20	200	1000	300	0.200	0.400	1.000	1.800	1440	3600	6480
FGG-0200-1050-300-20	Flowgrid h x w - L=300 - Flange 20	200	1050	300	0.210	0.420	1.050	1.890	1512	3780	6804
FGG-0200-1100-300-20	Flowgrid h x w - L=300 - Flange 20	200	1100	300	0.220	0.440	1.100	1.980	1584	3960	7128
FGG-0200-1150-300-20	Flowgrid h x w - L=300 - Flange 20	200	1150	300	0.230	0.460	1.150	2.070	1656	4140	7452
FGG-0200-1200-300-20	Flowgrid h x w - L=300 - Flange 20	200	1200	300	0.240	0.480	1.200	2.160	1728	4320	7776
FGG-0300-0200-300-20	Flowgrid h x w - L=300 - Flange 20	300	200	300	0.060	0.120	0.300	0.540	432	1080	1944
FGG-0300-0250-300-20	Flowgrid h x w - L=300 - Flange 20	300	250	300	0.075	0.150	0.375	0.675	540	1350	2430
FGG-0300-0300-300-20	Flowgrid h x w - L=300 - Flange 20	300	300	300	0.090	0.180	0.450	0.810	648	1620	2916
FGG-0300-0350-300-20	Flowgrid h x w - L=300 - Flange 20	300	350	300	0.105	0.210	0.525	0.945	756	1890	3402
FGG-0300-0400-300-20	Flowgrid h x w - L=300 - Flange 20	300	400	300	0.120	0.240	0.600	1.080	864	2160	3888
FGG-0300-0450-300-20	Flowgrid h x w - L=300 - Flange 20	300	450	300	0.135	0.270	0.675	1.215	972	2430	4374
FGG-0300-0500-300-20	Flowgrid h x w - L=300 - Flange 20	300	500	300	0.150	0.300	0.750	1.350	1080	2700	4860
FGG-0300-0550-300-20	Flowgrid h x w - L=300 - Flange 20	300	550	300	0.165	0.330	0.825	1.485	1188	2970	5346
FGG-0300-0600-300-20	Flowgrid h x w - L=300 - Flange 20	300	600	300	0.180	0.360	0.900	1.620	1296	3240	5832
FGG-0300-0650-300-20	Flowgrid h x w - L=300 - Flange 20	300	650	300	0.195	0.390	0.975	1.755	1404	3510	6318
FGG-0300-0700-300-20	Flowgrid h x w - L=300 - Flange 20	300	700	300	0.210	0.420	1.050	1.890	1512	3780	6804
FGG-0300-0750-300-20	Flowgrid h x w - L=300 - Flange 20	300	750	300	0.225	0.450	1.125	2.025	1620	4050	7290
FGG-0300-0800-300-20	Flowgrid h x w - L=300 - Flange 20	300	800	300	0.240	0.480	1.200	2.160	1728	4320	7776
FGG-0300-0850-300-20	Flowgrid h x w - L=300 - Flange 20	300	850	300	0.255	0.510	1.275	2.295	1836	4590	8262
FGG-0300-0900-300-20	Flowgrid h x w - L=300 - Flange 20	300	900	300	0.270	0.540	1.350	2.430	1944	4860	8748
FGG-0300-0950-300-20	Flowgrid h x w - L=300 - Flange 20	300	950	300	0.285	0.570	1.425	2.565	2052	5130	9234
FGG-0300-1000-300-20	Flowgrid h x w - L=300 - Flange 20	300	1000	300	0.300	0.600	1.500	2.700	2160	5400	9720
FGG-0300-1050-300-20	Flowgrid h x w - L=300 - Flange 20	300	1050	300	0.315	0.630	1.575	2.835	2268	5670	10206
FGG-0300-1100-300-20	Flowgrid h x w - L=300 - Flange 20	300	1100	300	0.330	0.660	1.650	2.970	2376	5940	10692
FGG-0300-1150-300-20	Flowgrid h x w - L=300 - Flange 20	300	1150	300	0.345	0.690	1.725	3.105	2484	6210	11178
FGG-0300-1200-300-20	Flowgrid h x w - L=300 - Flange 20	300	1200	300	0.360	0.720	1.800	3.240	2592	6480	11664



FGG DIMENSIONS

L=300

F=20 Table 10

Part Number	Description	Height	width	depth	Area	Volume	Volume	Volume	Volume	Volume	Volume
		h	w	d		at 2 m/s	at 5 m/s	at 9 m/s	at 2 m/s	at 5 m/s	at 9 m/s
		mm	mm	mm	m2	m3/s	m3/s	m3/s	m3/h	m3/h	m3/h
FGG-0400-0200-300-20	Flowgrid h x w - L=300 - Flange 20	400	200	300	0.080	0.160	0.400	0.720	576	1440	2592
FGG-0400-0250-300-20	Flowgrid h x w - L=300 - Flange 20	400	250	300	0.100	0.200	0.500	0.900	720	1800	3240
FGG-0400-0300-300-20	Flowgrid h x w - L=300 - Flange 20	400	300	300	0.120	0.240	0.600	1.080	864	2160	3888
FGG-0400-0350-300-20	Flowgrid h x w - L=300 - Flange 20	400	350	300	0.140	0.280	0.700	1.260	1008	2520	4536
FGG-0400-0400-300-20	Flowgrid h x w - L=300 - Flange 20	400	400	300	0.160	0.320	0.800	1.440	1152	2880	5184
FGG-0400-0450-300-20	Flowgrid h x w - L=300 - Flange 20	400	450	300	0.180	0.360	0.900	1.620	1296	3240	5832
FGG-0400-0500-300-20	Flowgrid h x w - L=300 - Flange 20	400	500	300	0.200	0.400	1.000	1.800	1440	3600	6480
FGG-0400-0550-300-20	Flowgrid h x w - L=300 - Flange 20	400	550	300	0.220	0.440	1.100	1.980	1584	3960	7128
FGG-0400-0600-300-20	Flowgrid h x w - L=300 - Flange 20	400	600	300	0.240	0.480	1.200	2.160	1728	4320	7776
FGG-0400-0650-300-20	Flowgrid h x w - L=300 - Flange 20	400	650	300	0.260	0.520	1.300	2.340	1872	4680	8424
FGG-0400-0700-300-20	Flowgrid h x w - L=300 - Flange 20	400	700	300	0.280	0.560	1.400	2.520	2016	5040	9072
FGG-0400-0750-300-20	Flowgrid h x w - L=300 - Flange 20	400	750	300	0.300	0.600	1.500	2.700	2160	5400	9720
FGG-0400-0800-300-20	Flowgrid h x w - L=300 - Flange 20	400	800	300	0.320	0.640	1.600	2.880	2304	5760	10368
FGG-0400-0850-300-20	Flowgrid h x w - L=300 - Flange 20	400	850	300	0.340	0.680	1.700	3.060	2448	6120	11016
FGG-0400-0900-300-20	Flowgrid h x w - L=300 - Flange 20	400	900	300	0.360	0.720	1.800	3.240	2592	6480	11664
FGG-0400-0950-300-20	Flowgrid h x w - L=300 - Flange 20	400	950	300	0.380	0.760	1.900	3.420	2736	6840	12312
FGG-0400-1000-300-20	Flowgrid h x w - L=300 - Flange 20	400	1000	300	0.400	0.800	2.000	3.600	2880	7200	12960
FGG-0400-1050-300-20	Flowgrid h x w - L=300 - Flange 20	400	1050	300	0.420	0.840	2.100	3.780	3024	7560	13608
FGG-0400-1100-300-20	Flowgrid h x w - L=300 - Flange 20	400	1100	300	0.440	0.880	2.200	3.960	3168	7920	14256
FGG-0400-1150-300-20	Flowgrid h x w - L=300 - Flange 20	400	1150	300	0.460	0.920	2.300	4.140	3312	8280	14904
FGG-0400-1200-300-20	Flowgrid h x w - L=300 - Flange 20	400	1200	300	0.480	0.960	2.400	4.320	3456	8640	15552
FGG-0500-0200-300-20	Flowgrid h x w - L=300 - Flange 20	500	200	300	0.100	0.200	0.500	0.900	720	1800	3240
FGG-0500-0250-300-20	Flowgrid h x w - L=300 - Flange 20	500	250	300	0.125	0.250	0.625	1.125	900	2250	4050
FGG-0500-0300-300-20	Flowgrid h x w - L=300 - Flange 20	500	300	300	0.150	0.300	0.750	1.350	1080	2700	4860
FGG-0500-0350-300-20	Flowgrid h x w - L=300 - Flange 20	500	350	300	0.175	0.350	0.875	1.575	1260	3150	5670
FGG-0500-0400-300-20	Flowgrid h x w - L=300 - Flange 20	500	400	300	0.200	0.400	1.000	1.800	1440	3600	6480
FGG-0500-0450-300-20	Flowgrid h x w - L=300 - Flange 20	500	450	300	0.225	0.450	1.125	2.025	1620	4050	7290
FGG-0500-0500-300-20	Flowgrid h x w - L=300 - Flange 20	500	500	300	0.250	0.500	1.250	2.250	1800	4500	8100
FGG-0500-0550-300-20	Flowgrid h x w - L=300 - Flange 20	500	550	300	0.275	0.550	1.375	2.475	1980	4950	8910
FGG-0500-0600-300-20	Flowgrid h x w - L=300 - Flange 20	500	600	300	0.300	0.600	1.500	2.700	2160	5400	9720
FGG-0500-0650-300-20	Flowgrid h x w - L=300 - Flange 20	500	650	300	0.325	0.650	1.625	2.925	2340	5850	10530
FGG-0500-0700-300-20	Flowgrid h x w - L=300 - Flange 20	500	700	300	0.350	0.700	1.750	3.150	2520	6300	11340
FGG-0500-0750-300-20	Flowgrid h x w - L=300 - Flange 20	500	750	300	0.375	0.750	1.875	3.375	2700	6750	12150
FGG-0500-0800-300-20	Flowgrid h x w - L=300 - Flange 20	500	800	300	0.400	0.800	2.000	3.600	2880	7200	12960
FGG-0500-0850-300-20	Flowgrid h x w - L=300 - Flange 20	500	850	300	0.425	0.850	2.125	3.825	3060	7650	13770
FGG-0500-0900-300-20	Flowgrid h x w - L=300 - Flange 20	500	900	300	0.450	0.900	2.250	4.050	3240	8100	14580
FGG-0500-0950-300-20	Flowgrid h x w - L=300 - Flange 20	500	950	300	0.475	0.950	2.375	4.275	3420	8550	15390
FGG-0500-1000-300-20	Flowgrid h x w - L=300 - Flange 20	500	1000	300	0.500	1.000	2.500	4.500	3600	9000	16200
FGG-0500-1050-300-20	Flowgrid h x w - L=300 - Flange 20	500	1050	300	0.525	1.050	2.625	4.725	3780	9450	17010
FGG-0500-1100-300-20	Flowgrid h x w - L=300 - Flange 20	500	1100	300	0.550	1.100	2.750	4.950	3960	9900	17820
FGG-0500-1150-300-20	Flowgrid h x w - L=300 - Flange 20	500	1150	300	0.575	1.150	2.875	5.175	4140	10350	18630
FGG-0500-1200-300-20	Flowgrid h x w - L=300 - Flange 20	500	1200	300	0.600	1.200	3.000	5.400	4320	10800	19440
FGG-0600-0200-300-20	Flowgrid h x w - L=300 - Flange 20	600	200	300	0.120	0.240	0.600	1.080	864	2160	3888
FGG-0600-0250-300-20	Flowgrid h x w - L=300 - Flange 20	600	250	300	0.150	0.300	0.750	1.350	1080	2700	4860
FGG-0600-0300-300-20	Flowgrid h x w - L=300 - Flange 20	600	300	300	0.180	0.360	0.900	1.620	1296	3240	5832
FGG-0600-0350-300-20	Flowgrid h x w - L=300 - Flange 20	600	350	300	0.210	0.420	1.050	1.890	1512	3780	6804
FGG-0600-0400-300-20	Flowgrid h x w - L=300 - Flange 20	600	400	300	0.240	0.480	1.200	2.160	1728	4320	7776
FGG-0600-0450-300-20	Flowgrid h x w - L=300 - Flange 20	600	450	300	0.270	0.540	1.350	2.430	1944	4860	8748
FGG-0600-0500-300-20	Flowgrid h x w - L=300 - Flange 20	600	500	300	0.300	0.600	1.500	2.700	2160	5400	9720
FGG-0600-0550-300-20	Flowgrid h x w - L=300 - Flange 20	600	550	300	0.330	0.660	1.650	2.970	2376	5940	10692
FGG-0600-0600-300-20	Flowgrid h x w - L=300 - Flange 20	600	600	300	0.360	0.720	1.800	3.240	2592	6480	11664
FGG-0600-0650-300-20	Flowgrid h x w - L=300 - Flange 20	600	650	300	0.390	0.780	1.950	3.510	2808	7020	12636
FGG-0600-0700-300-20	Flowgrid h x w - L=300 - Flange 20	600	700	300	0.420	0.840	2.100	3.780	3024	7560	13608
FGG-0600-0750-300-20	Flowgrid h x w - L=300 - Flange 20	600	750	300	0.450	0.900	2.250	4.050	3240	8100	14580
FGG-0600-0800-300-20	Flowgrid h x w - L=300 - Flange 20	600	800	300	0.480	0.960	2.400	4.320	3456	8640	15552
FGG-0600-0850-300-20	Flowgrid h x w - L=300 - Flange 20	600	850	300	0.510	1.020	2.550	4.590	3672	9180	16524
FGG-0600-0900-300-20	Flowgrid h x w - L=300 - Flange 20	600	900	300	0.540	1.080	2.700	4.860	3888	9720	17496
FGG-0600-0950-300-20	Flowgrid h x w - L=300 - Flange 20	600	950	300	0.570	1.140	2.850	5.130	4104	10260	18468
FGG-0600-1000-300-20	Flowgrid h x w - L=300 - Flange 20	600	1000	300	0.600	1.200	3.000	5.400	4320	10800	19440
FGG-0600-1050-300-20	Flowgrid h x w - L=300 - Flange 20	600	1050	300	0.630	1.260	3.150	5.670	4536	11340	20412
FGG-0600-1100-300-20	Flowgrid h x w - L=300 - Flange 20	600	1100	300	0.660	1.320	3.300	5.940	4752	11880	21384
FGG-0600-1150-300-20	Flowgrid h x w - L=300 - Flange 20	600	1150	300	0.690	1.380	3.450	6.210	4968	12420	22356
FGG-0600-1200-300-20	Flowgrid h x w - L=300 - Flange 20	600	1200	300	0.720	1.440	3.600	6.480	5184	12960	23328

FGG DIMENSIONS L=300 F=20 Table 11

Part Number	Description	Height h mm	width w mm	depth d mm	Area m2	Volume at 2 m/s m3/s	Volume at 5 m/s m3/s	Volume at 9 m/s m3/s	Volume at 2 m/s m3/h	Volume at 5 m/s m3/h	Volume at 9 m/s m3/h
FGG-0700-0200-300-20	Flowgrid h x w - L=300 - Flange 20	700	200	300	0.140	0.280	0.700	1.260	1008	2520	4536
FGG-0700-0250-300-20	Flowgrid h x w - L=300 - Flange 20	700	250	300	0.175	0.350	0.875	1.575	1260	3150	5670
FGG-0700-0300-300-20	Flowgrid h x w - L=300 - Flange 20	700	300	300	0.210	0.420	1.050	1.890	1512	3780	6804
FGG-0700-0350-300-20	Flowgrid h x w - L=300 - Flange 20	700	350	300	0.245	0.490	1.225	2.205	1764	4410	7938
FGG-0700-0400-300-20	Flowgrid h x w - L=300 - Flange 20	700	400	300	0.280	0.560	1.400	2.520	2016	5040	9072
FGG-0700-0450-300-20	Flowgrid h x w - L=300 - Flange 20	700	450	300	0.315	0.630	1.575	2.835	2268	5670	10206
FGG-0700-0500-300-20	Flowgrid h x w - L=300 - Flange 20	700	500	300	0.350	0.700	1.750	3.150	2520	6300	11340
FGG-0700-0550-300-20	Flowgrid h x w - L=300 - Flange 20	700	550	300	0.385	0.770	1.925	3.465	2772	6930	12474
FGG-0700-0600-300-20	Flowgrid h x w - L=300 - Flange 20	700	600	300	0.420	0.840	2.100	3.780	3024	7560	13608
FGG-0700-0650-300-20	Flowgrid h x w - L=300 - Flange 20	700	650	300	0.455	0.910	2.275	4.095	3276	8190	14742
FGG-0700-0700-300-20	Flowgrid h x w - L=300 - Flange 20	700	700	300	0.490	0.980	2.450	4.410	3528	8820	15876
FGG-0700-0750-300-20	Flowgrid h x w - L=300 - Flange 20	700	750	300	0.525	1.050	2.625	4.725	3780	9450	17010
FGG-0700-0800-300-20	Flowgrid h x w - L=300 - Flange 20	700	800	300	0.560	1.120	2.800	5.040	4032	10080	18144
FGG-0700-0850-300-20	Flowgrid h x w - L=300 - Flange 20	700	850	300	0.595	1.190	2.975	5.355	4284	10710	19278
FGG-0700-0900-300-20	Flowgrid h x w - L=300 - Flange 20	700	900	300	0.630	1.260	3.150	5.670	4536	11340	20412
FGG-0700-0950-300-20	Flowgrid h x w - L=300 - Flange 20	700	950	300	0.665	1.330	3.325	5.985	4788	11970	21546
FGG-0700-1000-300-20	Flowgrid h x w - L=300 - Flange 20	700	1000	300	0.700	1.400	3.500	6.300	5040	12600	22680
FGG-0700-1050-300-20	Flowgrid h x w - L=300 - Flange 20	700	1050	300	0.735	1.470	3.675	6.615	5292	13230	23814
FGG-0700-1100-300-20	Flowgrid h x w - L=300 - Flange 20	700	1100	300	0.770	1.540	3.850	6.930	5544	13860	24948
FGG-0700-1150-300-20	Flowgrid h x w - L=300 - Flange 20	700	1150	300	0.805	1.610	4.025	7.245	5796	14490	26082
FGG-0700-1200-300-20	Flowgrid h x w - L=300 - Flange 20	700	1200	300	0.840	1.680	4.200	7.560	6048	15120	27216
FGG-0800-0200-300-20	Flowgrid h x w - L=300 - Flange 20	800	200	300	0.160	0.320	0.800	1.440	1152	2880	5184
FGG-0800-0250-300-20	Flowgrid h x w - L=300 - Flange 20	800	250	300	0.200	0.400	1.000	1.800	1440	3600	6480
FGG-0800-0300-300-20	Flowgrid h x w - L=300 - Flange 20	800	300	300	0.240	0.480	1.200	2.160	1728	4320	7776
FGG-0800-0350-300-20	Flowgrid h x w - L=300 - Flange 20	800	350	300	0.280	0.560	1.400	2.520	2016	5040	9072
FGG-0800-0400-300-20	Flowgrid h x w - L=300 - Flange 20	800	400	300	0.320	0.640	1.600	2.880	2304	5760	10368
FGG-0800-0450-300-20	Flowgrid h x w - L=300 - Flange 20	800	450	300	0.360	0.720	1.800	3.240	2592	6480	11664
FGG-0800-0500-300-20	Flowgrid h x w - L=300 - Flange 20	800	500	300	0.400	0.800	2.000	3.600	2880	7200	12960
FGG-0800-0550-300-20	Flowgrid h x w - L=300 - Flange 20	800	550	300	0.440	0.880	2.200	3.960	3168	7920	14256
FGG-0800-0600-300-20	Flowgrid h x w - L=300 - Flange 20	800	600	300	0.480	0.960	2.400	4.320	3456	8640	15552
FGG-0800-0650-300-20	Flowgrid h x w - L=300 - Flange 20	800	650	300	0.520	1.040	2.600	4.680	3744	9360	16848
FGG-0800-0700-300-20	Flowgrid h x w - L=300 - Flange 20	800	700	300	0.560	1.120	2.800	5.040	4032	10080	18144
FGG-0800-0750-300-20	Flowgrid h x w - L=300 - Flange 20	800	750	300	0.600	1.200	3.000	5.400	4320	10800	19440
FGG-0800-0800-300-20	Flowgrid h x w - L=300 - Flange 20	800	800	300	0.640	1.280	3.200	5.760	4608	11520	20736
FGG-0800-0850-300-20	Flowgrid h x w - L=300 - Flange 20	800	850	300	0.680	1.360	3.400	6.120	4896	12240	22032
FGG-0800-0900-300-20	Flowgrid h x w - L=300 - Flange 20	800	900	300	0.720	1.440	3.600	6.480	5184	12960	23328
FGG-0800-0950-300-20	Flowgrid h x w - L=300 - Flange 20	800	950	300	0.760	1.520	3.800	6.840	5472	13680	24624
FGG-0800-1000-300-20	Flowgrid h x w - L=300 - Flange 20	800	1000	300	0.800	1.600	4.000	7.200	5760	14400	25920
FGG-0800-1050-300-20	Flowgrid h x w - L=300 - Flange 20	800	1050	300	0.840	1.680	4.200	7.560	6048	15120	27216
FGG-0800-1100-300-20	Flowgrid h x w - L=300 - Flange 20	800	1100	300	0.880	1.760	4.400	7.920	6336	15840	28512
FGG-0800-1150-300-20	Flowgrid h x w - L=300 - Flange 20	800	1150	300	0.920	1.840	4.600	8.280	6624	16560	29808
FGG-0800-1200-300-20	Flowgrid h x w - L=300 - Flange 20	800	1200	300	0.960	1.920	4.800	8.640	6912	17280	31104
FGG-0900-0200-300-20	Flowgrid h x w - L=300 - Flange 20	900	200	300	0.180	0.360	0.900	1.620	1296	3240	5832
FGG-0900-0250-300-20	Flowgrid h x w - L=300 - Flange 20	900	250	300	0.225	0.450	1.125	2.025	1620	4050	7290
FGG-0900-0300-300-20	Flowgrid h x w - L=300 - Flange 20	900	300	300	0.270	0.540	1.350	2.430	1944	4860	8748
FGG-0900-0350-300-20	Flowgrid h x w - L=300 - Flange 20	900	350	300	0.315	0.630	1.575	2.835	2268	5670	10206
FGG-0900-0400-300-20	Flowgrid h x w - L=300 - Flange 20	900	400	300	0.360	0.720	1.800	3.240	2592	6480	11664
FGG-0900-0450-300-20	Flowgrid h x w - L=300 - Flange 20	900	450	300	0.405	0.810	2.025	3.645	2916	7290	13122
FGG-0900-0500-300-20	Flowgrid h x w - L=300 - Flange 20	900	500	300	0.450	0.900	2.250	4.050	3240	8100	14580
FGG-0900-0550-300-20	Flowgrid h x w - L=300 - Flange 20	900	550	300	0.495	0.990	2.475	4.455	3564	8910	16038
FGG-0900-0600-300-20	Flowgrid h x w - L=300 - Flange 20	900	600	300	0.540	1.080	2.700	4.860	3888	9720	17496
FGG-0900-0650-300-20	Flowgrid h x w - L=300 - Flange 20	900	650	300	0.585	1.170	2.925	5.265	4212	10530	18954
FGG-0900-0700-300-20	Flowgrid h x w - L=300 - Flange 20	900	700	300	0.630	1.260	3.150	5.670	4536	11340	20412
FGG-0900-0750-300-20	Flowgrid h x w - L=300 - Flange 20	900	750	300	0.675	1.350	3.375	6.075	4860	12150	21870
FGG-0900-0800-300-20	Flowgrid h x w - L=300 - Flange 20	900	800	300	0.720	1.440	3.600	6.480	5184	12960	23328
FGG-0900-0850-300-20	Flowgrid h x w - L=300 - Flange 20	900	850	300	0.765	1.530	3.825	6.885	5508	13770	24786
FGG-0900-0900-300-20	Flowgrid h x w - L=300 - Flange 20	900	900	300	0.810	1.620	4.050	7.290	5832	14580	26244
FGG-0900-0950-300-20	Flowgrid h x w - L=300 - Flange 20	900	950	300	0.855	1.710	4.275	7.695	6156	15390	27702
FGG-0900-1000-300-20	Flowgrid h x w - L=300 - Flange 20	900	1000	300	0.900	1.800	4.500	8.100	6480	16200	29160
FGG-0900-1050-300-20	Flowgrid h x w - L=300 - Flange 20	900	1050	300	0.945	1.890	4.725	8.505	6804	17010	30618
FGG-0900-1100-300-20	Flowgrid h x w - L=300 - Flange 20	900	1100	300	0.990	1.980	4.950	8.910	7128	17820	32076
FGG-0900-1150-300-20	Flowgrid h x w - L=300 - Flange 20	900	1150	300	1.035	2.070	5.175	9.315	7452	18630	33534
FGG-0900-1200-300-20	Flowgrid h x w - L=300 - Flange 20	900	1200	300	1.080	2.160	5.400	9.720	7776	19440	34992

FGG DIMENSIONS L=300 F=20 Table 12

Part Number	Description	Height	width	depth	Area	Volume	Volume	Volume	Volume	Volume	Volume
		h	w	d		at 2 m/s	at 5 m/s	at 9 m/s	at 2 m/s	at 5 m/s	at 9 m/s
		mm	mm	mm		m2	m3/s	m3/s	m3/s	m3/h	m3/h
FGG-1000-0200-300-20	Flowgrid h x w - L=300 - Flange 20	1000	200	300	0.200	0.400	1.000	1.800	1440	3600	6480
FGG-1000-0250-300-20	Flowgrid h x w - L=300 - Flange 20	1000	250	300	0.250	0.500	1.250	2.250	1800	4500	8100
FGG-1000-0300-300-20	Flowgrid h x w - L=300 - Flange 20	1000	300	300	0.300	0.600	1.500	2.700	2160	5400	9720
FGG-1000-0350-300-20	Flowgrid h x w - L=300 - Flange 20	1000	350	300	0.350	0.700	1.750	3.150	2520	6300	11340
FGG-1000-0400-300-20	Flowgrid h x w - L=300 - Flange 20	1000	400	300	0.400	0.800	2.000	3.600	2880	7200	12960
FGG-1000-0450-300-20	Flowgrid h x w - L=300 - Flange 20	1000	450	300	0.450	0.900	2.250	4.050	3240	8100	14580
FGG-1000-0500-300-20	Flowgrid h x w - L=300 - Flange 20	1000	500	300	0.500	1.000	2.500	4.500	3600	9000	16200
FGG-1000-0550-300-20	Flowgrid h x w - L=300 - Flange 20	1000	550	300	0.550	1.100	2.750	4.950	3960	9900	17820
FGG-1000-0600-300-20	Flowgrid h x w - L=300 - Flange 20	1000	600	300	0.600	1.200	3.000	5.400	4320	10800	19440
FGG-1000-0650-300-20	Flowgrid h x w - L=300 - Flange 20	1000	650	300	0.650	1.300	3.250	5.850	4680	11700	21060
FGG-1000-0700-300-20	Flowgrid h x w - L=300 - Flange 20	1000	700	300	0.700	1.400	3.500	6.300	5040	12600	22680
FGG-1000-0750-300-20	Flowgrid h x w - L=300 - Flange 20	1000	750	300	0.750	1.500	3.750	6.750	5400	13500	24300
FGG-1000-0800-300-20	Flowgrid h x w - L=300 - Flange 20	1000	800	300	0.800	1.600	4.000	7.200	5760	14400	25920
FGG-1000-0850-300-20	Flowgrid h x w - L=300 - Flange 20	1000	850	300	0.850	1.700	4.250	7.650	6120	15300	27540
FGG-1000-0900-300-20	Flowgrid h x w - L=300 - Flange 20	1000	900	300	0.900	1.800	4.500	8.100	6480	16200	29160
FGG-1000-0950-300-20	Flowgrid h x w - L=300 - Flange 20	1000	950	300	0.950	1.900	4.750	8.550	6840	17100	30780
FGG-1000-1000-300-20	Flowgrid h x w - L=300 - Flange 20	1000	1000	300	1.000	2.000	5.000	9.000	7200	18000	32400
FGG-1000-1050-300-20	Flowgrid h x w - L=300 - Flange 20	1000	1050	300	1.050	2.100	5.250	9.450	7560	18900	34020
FGG-1000-1100-300-20	Flowgrid h x w - L=300 - Flange 20	1000	1100	300	1.100	2.200	5.500	9.900	7920	19800	35640
FGG-1000-1150-300-20	Flowgrid h x w - L=300 - Flange 20	1000	1150	300	1.150	2.300	5.750	10.350	8280	20700	37260
FGG-1000-1200-300-20	Flowgrid h x w - L=300 - Flange 20	1000	1200	300	1.200	2.400	6.000	10.800	8640	21600	38880
FGG-1100-0200-300-20	Flowgrid h x w - L=300 - Flange 20	1100	200	300	0.220	0.440	1.100	1.980	1584	3960	7128
FGG-1100-0250-300-20	Flowgrid h x w - L=300 - Flange 20	1100	250	300	0.275	0.550	1.375	2.475	1980	4950	8910
FGG-1100-0300-300-20	Flowgrid h x w - L=300 - Flange 20	1100	300	300	0.330	0.660	1.650	2.970	2376	5940	10692
FGG-1100-0350-300-20	Flowgrid h x w - L=300 - Flange 20	1100	350	300	0.385	0.770	1.925	3.465	2772	6930	12474
FGG-1100-0400-300-20	Flowgrid h x w - L=300 - Flange 20	1100	400	300	0.440	0.880	2.200	3.960	3168	7920	14256
FGG-1100-0450-300-20	Flowgrid h x w - L=300 - Flange 20	1100	450	300	0.495	0.990	2.475	4.455	3564	8910	16038
FGG-1100-0500-300-20	Flowgrid h x w - L=300 - Flange 20	1100	500	300	0.550	1.100	2.750	4.950	3960	9900	17820
FGG-1100-0550-300-20	Flowgrid h x w - L=300 - Flange 20	1100	550	300	0.605	1.210	3.025	5.445	4356	10890	19602
FGG-1100-0600-300-20	Flowgrid h x w - L=300 - Flange 20	1100	600	300	0.660	1.320	3.300	5.940	4752	11880	21384
FGG-1100-0650-300-20	Flowgrid h x w - L=300 - Flange 20	1100	650	300	0.715	1.430	3.575	6.435	5148	12870	23166
FGG-1100-0700-300-20	Flowgrid h x w - L=300 - Flange 20	1100	700	300	0.770	1.540	3.850	6.930	5544	13860	24948
FGG-1100-0750-300-20	Flowgrid h x w - L=300 - Flange 20	1100	750	300	0.825	1.650	4.125	7.425	5940	14850	26730
FGG-1100-0800-300-20	Flowgrid h x w - L=300 - Flange 20	1100	800	300	0.880	1.760	4.400	7.920	6336	15840	28512
FGG-1100-0850-300-20	Flowgrid h x w - L=300 - Flange 20	1100	850	300	0.935	1.870	4.675	8.415	6732	16830	30294
FGG-1100-0900-300-20	Flowgrid h x w - L=300 - Flange 20	1100	900	300	0.990	1.980	4.950	8.910	7128	17820	32076
FGG-1100-0950-300-20	Flowgrid h x w - L=300 - Flange 20	1100	950	300	1.045	2.090	5.225	9.405	7524	18810	33858
FGG-1100-1000-300-20	Flowgrid h x w - L=300 - Flange 20	1100	1000	300	1.100	2.200	5.500	9.900	7920	19800	35640
FGG-1100-1050-300-20	Flowgrid h x w - L=300 - Flange 20	1100	1050	300	1.155	2.310	5.775	10.395	8316	20790	37422
FGG-1100-1100-300-20	Flowgrid h x w - L=300 - Flange 20	1100	1100	300	1.210	2.420	6.050	10.890	8712	21780	39204
FGG-1100-1150-300-20	Flowgrid h x w - L=300 - Flange 20	1100	1150	300	1.265	2.530	6.325	11.385	9108	22770	40986
FGG-1100-1200-300-20	Flowgrid h x w - L=300 - Flange 20	1100	1200	300	1.320	2.640	6.600	11.880	9504	23760	42768
FGG-1200-0200-300-20	Flowgrid h x w - L=300 - Flange 20	1200	200	300	0.240	0.480	1.200	2.160	1728	4320	7776
FGG-1200-0250-300-20	Flowgrid h x w - L=300 - Flange 20	1200	250	300	0.300	0.600	1.500	2.700	2160	5400	9720
FGG-1200-0300-300-20	Flowgrid h x w - L=300 - Flange 20	1200	300	300	0.360	0.720	1.800	3.240	2592	6480	11664
FGG-1200-0350-300-20	Flowgrid h x w - L=300 - Flange 20	1200	350	300	0.420	0.840	2.100	3.780	3024	7560	13608
FGG-1200-0400-300-20	Flowgrid h x w - L=300 - Flange 20	1200	400	300	0.480	0.960	2.400	4.320	3456	8640	15552
FGG-1200-0450-300-20	Flowgrid h x w - L=300 - Flange 20	1200	450	300	0.540	1.080	2.700	4.860	3888	9720	17496
FGG-1200-0500-300-20	Flowgrid h x w - L=300 - Flange 20	1200	500	300	0.600	1.200	3.000	5.400	4320	10800	19440
FGG-1200-0550-300-20	Flowgrid h x w - L=300 - Flange 20	1200	550	300	0.660	1.320	3.300	5.940	4752	11880	21384
FGG-1200-0600-300-20	Flowgrid h x w - L=300 - Flange 20	1200	600	300	0.720	1.440	3.600	6.480	5184	12960	23328
FGG-1200-0650-300-20	Flowgrid h x w - L=300 - Flange 20	1200	650	300	0.780	1.560	3.900	7.020	5616	14040	25272
FGG-1200-0700-300-20	Flowgrid h x w - L=300 - Flange 20	1200	700	300	0.840	1.680	4.200	7.560	6048	15120	27216
FGG-1200-0750-300-20	Flowgrid h x w - L=300 - Flange 20	1200	750	300	0.900	1.800	4.500	8.100	6480	16200	29160
FGG-1200-0800-300-20	Flowgrid h x w - L=300 - Flange 20	1200	800	300	0.960	1.920	4.800	8.640	6912	17280	31104
FGG-1200-0850-300-20	Flowgrid h x w - L=300 - Flange 20	1200	850	300	1.020	2.040	5.100	9.180	7344	18360	33048
FGG-1200-0900-300-20	Flowgrid h x w - L=300 - Flange 20	1200	900	300	1.080	2.160	5.400	9.720	7776	19440	34992
FGG-1200-0950-300-20	Flowgrid h x w - L=300 - Flange 20	1200	950	300	1.140	2.280	5.700	10.260	8208	20520	36936
FGG-1200-1000-300-20	Flowgrid h x w - L=300 - Flange 20	1200	1000	300	1.200	2.400	6.000	10.800	8640	21600	38880
FGG-1200-1050-300-20	Flowgrid h x w - L=300 - Flange 20	1200	1050	300	1.260	2.520	6.300	11.340	9072	22680	40824
FGG-1200-1100-300-20	Flowgrid h x w - L=300 - Flange 20	1200	1100	300	1.320	2.640	6.600	11.880	9504	23760	42768
FGG-1200-1150-300-20	Flowgrid h x w - L=300 - Flange 20	1200	1150	300	1.380	2.760	6.900	12.420	9936	24840	44712
FGG-1200-1200-300-20	Flowgrid h x w - L=300 - Flange 20	1200	1200	300	1.440	2.880	7.200	12.960	10368	25920	46656



FGG DIMENSIONS

L=300

F=30 Table 13

Part Number	Description	Height	width	depth	Area	Volume	Volume	Volume	Volume	Volume	Volume
		h	w	d		at 2 m/s	at 5 m/s	at 9 m/s	at 2 m/s	at 5 m/s	at 9 m/s
		mm	mm	mm	m2	m3/s	m3/s	m3/s	m3/h	m3/h	m3/h
FGG-0100-0200-300-30	Flowgrid h x w - L=300 - Flange 30	100	200	300	0.020	0.040	0.100	0.180	144	360	648
FGG-0100-0250-300-30	Flowgrid h x w - L=300 - Flange 30	100	250	300	0.025	0.050	0.125	0.225	180	450	810
FGG-0100-0300-300-30	Flowgrid h x w - L=300 - Flange 30	100	300	300	0.030	0.060	0.150	0.270	216	540	972
FGG-0100-0350-300-30	Flowgrid h x w - L=300 - Flange 30	100	350	300	0.035	0.070	0.175	0.315	252	630	1134
FGG-0100-0400-300-30	Flowgrid h x w - L=300 - Flange 30	100	400	300	0.040	0.080	0.200	0.360	288	720	1296
FGG-0100-0450-300-30	Flowgrid h x w - L=300 - Flange 30	100	450	300	0.045	0.090	0.225	0.405	324	810	1458
FGG-0100-0500-300-30	Flowgrid h x w - L=300 - Flange 30	100	500	300	0.050	0.100	0.250	0.450	360	900	1620
FGG-0100-0550-300-30	Flowgrid h x w - L=300 - Flange 30	100	550	300	0.055	0.110	0.275	0.495	396	990	1782
FGG-0100-0600-300-30	Flowgrid h x w - L=300 - Flange 30	100	600	300	0.060	0.120	0.300	0.540	432	1080	1944
FGG-0100-0650-300-30	Flowgrid h x w - L=300 - Flange 30	100	650	300	0.065	0.130	0.325	0.585	468	1170	2106
FGG-0100-0700-300-30	Flowgrid h x w - L=300 - Flange 30	100	700	300	0.070	0.140	0.350	0.630	504	1260	2268
FGG-0100-0750-300-30	Flowgrid h x w - L=300 - Flange 30	100	750	300	0.075	0.150	0.375	0.675	540	1350	2430
FGG-0100-0800-300-30	Flowgrid h x w - L=300 - Flange 30	100	800	300	0.080	0.160	0.400	0.720	576	1440	2592
FGG-0100-0850-300-30	Flowgrid h x w - L=300 - Flange 30	100	850	300	0.085	0.170	0.425	0.765	612	1530	2754
FGG-0100-0900-300-30	Flowgrid h x w - L=300 - Flange 30	100	900	300	0.090	0.180	0.450	0.810	648	1620	2916
FGG-0100-0950-300-30	Flowgrid h x w - L=300 - Flange 30	100	950	300	0.095	0.190	0.475	0.855	684	1710	3078
FGG-0100-1000-300-30	Flowgrid h x w - L=300 - Flange 30	100	1000	300	0.100	0.200	0.500	0.900	720	1800	3240
FGG-0100-1050-300-30	Flowgrid h x w - L=300 - Flange 30	100	1050	300	0.105	0.210	0.525	0.945	756	1890	3402
FGG-0100-1100-300-30	Flowgrid h x w - L=300 - Flange 30	100	1100	300	0.110	0.220	0.550	0.990	792	1980	3564
FGG-0100-1150-300-30	Flowgrid h x w - L=300 - Flange 30	100	1150	300	0.115	0.230	0.575	1.035	828	2070	3726
FGG-0100-1200-300-30	Flowgrid h x w - L=300 - Flange 30	100	1200	300	0.120	0.240	0.600	1.080	864	2160	3888
FGG-0200-0200-300-30	Flowgrid h x w - L=300 - Flange 30	200	200	300	0.040	0.080	0.200	0.360	288	720	1296
FGG-0200-0250-300-30	Flowgrid h x w - L=300 - Flange 30	200	250	300	0.050	0.100	0.250	0.450	360	900	1620
FGG-0200-0300-300-30	Flowgrid h x w - L=300 - Flange 30	200	300	300	0.060	0.120	0.300	0.540	432	1080	1944
FGG-0200-0350-300-30	Flowgrid h x w - L=300 - Flange 30	200	350	300	0.070	0.140	0.350	0.630	504	1260	2268
FGG-0200-0400-300-30	Flowgrid h x w - L=300 - Flange 30	200	400	300	0.080	0.160	0.400	0.720	576	1440	2592
FGG-0200-0450-300-30	Flowgrid h x w - L=300 - Flange 30	200	450	300	0.090	0.180	0.450	0.810	648	1620	2916
FGG-0200-0500-300-30	Flowgrid h x w - L=300 - Flange 30	200	500	300	0.100	0.200	0.500	0.900	720	1800	3240
FGG-0200-0550-300-30	Flowgrid h x w - L=300 - Flange 30	200	550	300	0.110	0.220	0.550	0.990	792	1980	3564
FGG-0200-0600-300-30	Flowgrid h x w - L=300 - Flange 30	200	600	300	0.120	0.240	0.600	1.080	864	2160	3888
FGG-0200-0650-300-30	Flowgrid h x w - L=300 - Flange 30	200	650	300	0.130	0.260	0.650	1.170	936	2340	4212
FGG-0200-0700-300-30	Flowgrid h x w - L=300 - Flange 30	200	700	300	0.140	0.280	0.700	1.260	1008	2520	4536
FGG-0200-0750-300-30	Flowgrid h x w - L=300 - Flange 30	200	750	300	0.150	0.300	0.750	1.350	1080	2700	4860
FGG-0200-0800-300-30	Flowgrid h x w - L=300 - Flange 30	200	800	300	0.160	0.320	0.800	1.440	1152	2880	5184
FGG-0200-0850-300-30	Flowgrid h x w - L=300 - Flange 30	200	850	300	0.170	0.340	0.850	1.530	1224	3060	5508
FGG-0200-0900-300-30	Flowgrid h x w - L=300 - Flange 30	200	900	300	0.180	0.360	0.900	1.620	1296	3240	5832
FGG-0200-0950-300-30	Flowgrid h x w - L=300 - Flange 30	200	950	300	0.190	0.380	0.950	1.710	1368	3420	6156
FGG-0200-1000-300-30	Flowgrid h x w - L=300 - Flange 30	200	1000	300	0.200	0.400	1.000	1.800	1440	3600	6480
FGG-0200-1050-300-30	Flowgrid h x w - L=300 - Flange 30	200	1050	300	0.210	0.420	1.050	1.890	1512	3780	6804
FGG-0200-1100-300-30	Flowgrid h x w - L=300 - Flange 30	200	1100	300	0.220	0.440	1.100	1.980	1584	3960	7128
FGG-0200-1150-300-30	Flowgrid h x w - L=300 - Flange 30	200	1150	300	0.230	0.460	1.150	2.070	1656	4140	7452
FGG-0200-1200-300-30	Flowgrid h x w - L=300 - Flange 30	200	1200	300	0.240	0.480	1.200	2.160	1728	4320	7776
FGG-0300-0200-300-30	Flowgrid h x w - L=300 - Flange 30	300	200	300	0.060	0.120	0.300	0.540	432	1080	1944
FGG-0300-0250-300-30	Flowgrid h x w - L=300 - Flange 30	300	250	300	0.075	0.150	0.375	0.675	540	1350	2430
FGG-0300-0300-300-30	Flowgrid h x w - L=300 - Flange 30	300	300	300	0.090	0.180	0.450	0.810	648	1620	2916
FGG-0300-0350-300-30	Flowgrid h x w - L=300 - Flange 30	300	350	300	0.105	0.210	0.525	0.945	756	1890	3402
FGG-0300-0400-300-30	Flowgrid h x w - L=300 - Flange 30	300	400	300	0.120	0.240	0.600	1.080	864	2160	3888
FGG-0300-0450-300-30	Flowgrid h x w - L=300 - Flange 30	300	450	300	0.135	0.270	0.675	1.215	972	2430	4374
FGG-0300-0500-300-30	Flowgrid h x w - L=300 - Flange 30	300	500	300	0.150	0.300	0.750	1.350	1080	2700	4860
FGG-0300-0550-300-30	Flowgrid h x w - L=300 - Flange 30	300	550	300	0.165	0.330	0.825	1.485	1188	2970	5346
FGG-0300-0600-300-30	Flowgrid h x w - L=300 - Flange 30	300	600	300	0.180	0.360	0.900	1.620	1296	3240	5832
FGG-0300-0650-300-30	Flowgrid h x w - L=300 - Flange 30	300	650	300	0.195	0.390	0.975	1.755	1404	3510	6318
FGG-0300-0700-300-30	Flowgrid h x w - L=300 - Flange 30	300	700	300	0.210	0.420	1.050	1.890	1512	3780	6804
FGG-0300-0750-300-30	Flowgrid h x w - L=300 - Flange 30	300	750	300	0.225	0.450	1.125	2.025	1620	4050	7290
FGG-0300-0800-300-30	Flowgrid h x w - L=300 - Flange 30	300	800	300	0.240	0.480	1.200	2.160	1728	4320	7776
FGG-0300-0850-300-30	Flowgrid h x w - L=300 - Flange 30	300	850	300	0.255	0.510	1.275	2.295	1836	4590	8262
FGG-0300-0900-300-30	Flowgrid h x w - L=300 - Flange 30	300	900	300	0.270	0.540	1.350	2.430	1944	4860	8748
FGG-0300-0950-300-30	Flowgrid h x w - L=300 - Flange 30	300	950	300	0.285	0.570	1.425	2.565	2052	5130	9234
FGG-0300-1000-300-30	Flowgrid h x w - L=300 - Flange 30	300	1000	300	0.300	0.600	1.500	2.700	2160	5400	9720
FGG-0300-1050-300-30	Flowgrid h x w - L=300 - Flange 30	300	1050	300	0.315	0.630	1.575	2.835	2268	5670	10206
FGG-0300-1100-300-30	Flowgrid h x w - L=300 - Flange 30	300	1100	300	0.330	0.660	1.650	2.970	2376	5940	10692
FGG-0300-1150-300-30	Flowgrid h x w - L=300 - Flange 30	300	1150	300	0.345	0.690	1.725	3.105	2484	6210	11178
FGG-0300-1200-300-30	Flowgrid h x w - L=300 - Flange 30	300	1200	300	0.360	0.720	1.800	3.240	2592	6480	11664



FGG DIMENSIONS

L=300

F=30 Table 14

Part Number	Description	Height h mm	width w mm	depth d mm	Area m2	Volume at 2 m/s m3/s	Volume at 5 m/s m3/s	Volume at 9 m/s m3/s	Volume at 2 m/s m3/h	Volume at 5 m/s m3/h	Volume at 9 m/s m3/h
FGG-0400-0200-300-20	Flowgrid h x w - L=300 - Flange 20	400	200	300	0.080	0.160	0.400	0.720	576	1440	2592
FGG-0400-0250-300-20	Flowgrid h x w - L=300 - Flange 20	400	250	300	0.100	0.200	0.500	0.900	720	1800	3240
FGG-0400-0300-300-20	Flowgrid h x w - L=300 - Flange 20	400	300	300	0.120	0.240	0.600	1.080	864	2160	3888
FGG-0400-0350-300-20	Flowgrid h x w - L=300 - Flange 20	400	350	300	0.140	0.280	0.700	1.260	1008	2520	4536
FGG-0400-0400-300-20	Flowgrid h x w - L=300 - Flange 20	400	400	300	0.160	0.320	0.800	1.440	1152	2880	5184
FGG-0400-0450-300-20	Flowgrid h x w - L=300 - Flange 20	400	450	300	0.180	0.360	0.900	1.620	1296	3240	5832
FGG-0400-0500-300-20	Flowgrid h x w - L=300 - Flange 20	400	500	300	0.200	0.400	1.000	1.800	1440	3600	6480
FGG-0400-0550-300-20	Flowgrid h x w - L=300 - Flange 20	400	550	300	0.220	0.440	1.100	1.980	1584	3960	7128
FGG-0400-0600-300-20	Flowgrid h x w - L=300 - Flange 20	400	600	300	0.240	0.480	1.200	2.160	1728	4320	7776
FGG-0400-0650-300-20	Flowgrid h x w - L=300 - Flange 20	400	650	300	0.260	0.520	1.300	2.340	1872	4680	8424
FGG-0400-0700-300-20	Flowgrid h x w - L=300 - Flange 20	400	700	300	0.280	0.560	1.400	2.520	2016	5040	9072
FGG-0400-0750-300-20	Flowgrid h x w - L=300 - Flange 20	400	750	300	0.300	0.600	1.500	2.700	2160	5400	9720
FGG-0400-0800-300-20	Flowgrid h x w - L=300 - Flange 20	400	800	300	0.320	0.640	1.600	2.880	2304	5760	10368
FGG-0400-0850-300-20	Flowgrid h x w - L=300 - Flange 20	400	850	300	0.340	0.680	1.700	3.060	2448	6120	11016
FGG-0400-0900-300-20	Flowgrid h x w - L=300 - Flange 20	400	900	300	0.360	0.720	1.800	3.240	2592	6480	11664
FGG-0400-0950-300-20	Flowgrid h x w - L=300 - Flange 20	400	950	300	0.380	0.760	1.900	3.420	2736	6840	12312
FGG-0400-1000-300-20	Flowgrid h x w - L=300 - Flange 20	400	1000	300	0.400	0.800	2.000	3.600	2880	7200	12960
FGG-0400-1050-300-20	Flowgrid h x w - L=300 - Flange 20	400	1050	300	0.420	0.840	2.100	3.780	3024	7560	13608
FGG-0400-1100-300-20	Flowgrid h x w - L=300 - Flange 20	400	1100	300	0.440	0.880	2.200	3.960	3168	7920	14256
FGG-0400-1150-300-20	Flowgrid h x w - L=300 - Flange 20	400	1150	300	0.460	0.920	2.300	4.140	3312	8280	14904
FGG-0400-1200-300-20	Flowgrid h x w - L=300 - Flange 20	400	1200	300	0.480	0.960	2.400	4.320	3456	8640	15552
FGG-0500-0200-300-20	Flowgrid h x w - L=300 - Flange 20	500	200	300	0.100	0.200	0.500	0.900	720	1800	3240
FGG-0500-0250-300-20	Flowgrid h x w - L=300 - Flange 20	500	250	300	0.125	0.250	0.625	1.125	900	2250	4050
FGG-0500-0300-300-20	Flowgrid h x w - L=300 - Flange 20	500	300	300	0.150	0.300	0.750	1.350	1080	2700	4860
FGG-0500-0350-300-20	Flowgrid h x w - L=300 - Flange 20	500	350	300	0.175	0.350	0.875	1.575	1260	3150	5670
FGG-0500-0400-300-20	Flowgrid h x w - L=300 - Flange 20	500	400	300	0.200	0.400	1.000	1.800	1440	3600	6480
FGG-0500-0450-300-20	Flowgrid h x w - L=300 - Flange 20	500	450	300	0.225	0.450	1.125	2.025	1620	4050	7290
FGG-0500-0500-300-20	Flowgrid h x w - L=300 - Flange 20	500	500	300	0.250	0.500	1.250	2.250	1800	4500	8100
FGG-0500-0550-300-20	Flowgrid h x w - L=300 - Flange 20	500	550	300	0.275	0.550	1.375	2.475	1980	4950	8910
FGG-0500-0600-300-20	Flowgrid h x w - L=300 - Flange 20	500	600	300	0.300	0.600	1.500	2.700	2160	5400	9720
FGG-0500-0650-300-20	Flowgrid h x w - L=300 - Flange 20	500	650	300	0.325	0.650	1.625	2.925	2340	5850	10530
FGG-0500-0700-300-20	Flowgrid h x w - L=300 - Flange 20	500	700	300	0.350	0.700	1.750	3.150	2520	6300	11340
FGG-0500-0750-300-20	Flowgrid h x w - L=300 - Flange 20	500	750	300	0.375	0.750	1.875	3.375	2700	6750	12150
FGG-0500-0800-300-20	Flowgrid h x w - L=300 - Flange 20	500	800	300	0.400	0.800	2.000	3.600	2880	7200	12960
FGG-0500-0850-300-20	Flowgrid h x w - L=300 - Flange 20	500	850	300	0.425	0.850	2.125	3.825	3060	7650	13770
FGG-0500-0900-300-20	Flowgrid h x w - L=300 - Flange 20	500	900	300	0.450	0.900	2.250	4.050	3240	8100	14580
FGG-0500-0950-300-20	Flowgrid h x w - L=300 - Flange 20	500	950	300	0.475	0.950	2.375	4.275	3420	8550	15390
FGG-0500-1000-300-20	Flowgrid h x w - L=300 - Flange 20	500	1000	300	0.500	1.000	2.500	4.500	3600	9000	16200
FGG-0500-1050-300-20	Flowgrid h x w - L=300 - Flange 20	500	1050	300	0.525	1.050	2.625	4.725	3780	9450	17010
FGG-0500-1100-300-20	Flowgrid h x w - L=300 - Flange 20	500	1100	300	0.550	1.100	2.750	4.950	3960	9900	17820
FGG-0500-1150-300-20	Flowgrid h x w - L=300 - Flange 20	500	1150	300	0.575	1.150	2.875	5.175	4140	10350	18630
FGG-0500-1200-300-20	Flowgrid h x w - L=300 - Flange 20	500	1200	300	0.600	1.200	3.000	5.400	4320	10800	19440
FGG-0600-0200-300-20	Flowgrid h x w - L=300 - Flange 20	600	200	300	0.120	0.240	0.600	1.080	864	2160	3888
FGG-0600-0250-300-20	Flowgrid h x w - L=300 - Flange 20	600	250	300	0.150	0.300	0.750	1.350	1080	2700	4860
FGG-0600-0300-300-20	Flowgrid h x w - L=300 - Flange 20	600	300	300	0.180	0.360	0.900	1.620	1296	3240	5832
FGG-0600-0350-300-20	Flowgrid h x w - L=300 - Flange 20	600	350	300	0.210	0.420	1.050	1.890	1512	3780	6804
FGG-0600-0400-300-20	Flowgrid h x w - L=300 - Flange 20	600	400	300	0.240	0.480	1.200	2.160	1728	4320	7776
FGG-0600-0450-300-20	Flowgrid h x w - L=300 - Flange 20	600	450	300	0.270	0.540	1.350	2.430	1944	4860	8748
FGG-0600-0500-300-20	Flowgrid h x w - L=300 - Flange 20	600	500	300	0.300	0.600	1.500	2.700	2160	5400	9720
FGG-0600-0550-300-20	Flowgrid h x w - L=300 - Flange 20	600	550	300	0.330	0.660	1.650	2.970	2376	5940	10692
FGG-0600-0600-300-20	Flowgrid h x w - L=300 - Flange 20	600	600	300	0.360	0.720	1.800	3.240	2592	6480	11664
FGG-0600-0650-300-20	Flowgrid h x w - L=300 - Flange 20	600	650	300	0.390	0.780	1.950	3.510	2808	7020	12636
FGG-0600-0700-300-20	Flowgrid h x w - L=300 - Flange 20	600	700	300	0.420	0.840	2.100	3.780	3024	7560	13608
FGG-0600-0750-300-20	Flowgrid h x w - L=300 - Flange 20	600	750	300	0.450	0.900	2.250	4.050	3240	8100	14580
FGG-0600-0800-300-20	Flowgrid h x w - L=300 - Flange 20	600	800	300	0.480	0.960	2.400	4.320	3456	8640	15552
FGG-0600-0850-300-20	Flowgrid h x w - L=300 - Flange 20	600	850	300	0.510	1.020	2.550	4.590	3672	9180	16524
FGG-0600-0900-300-20	Flowgrid h x w - L=300 - Flange 20	600	900	300	0.540	1.080	2.700	4.860	3888	9720	17496
FGG-0600-0950-300-20	Flowgrid h x w - L=300 - Flange 20	600	950	300	0.570	1.140	2.850	5.130	4104	10260	18468
FGG-0600-1000-300-20	Flowgrid h x w - L=300 - Flange 20	600	1000	300	0.600	1.200	3.000	5.400	4320	10800	19440
FGG-0600-1050-300-20	Flowgrid h x w - L=300 - Flange 20	600	1050	300	0.630	1.260	3.150	5.670	4536	11340	20412
FGG-0600-1100-300-20	Flowgrid h x w - L=300 - Flange 20	600	1100	300	0.660	1.320	3.300	5.940	4752	11880	21384
FGG-0600-1150-300-20	Flowgrid h x w - L=300 - Flange 20	600	1150	300	0.690	1.380	3.450	6.210	4968	12420	22356
FGG-0600-1200-300-20	Flowgrid h x w - L=300 - Flange 20	600	1200	300	0.720	1.440	3.600	6.480	5184	12960	23328

FGG DIMENSIONS

L=300

F=30 Table 15

Part Number	Description	Height	width	depth	Area	Volume	Volume	Volume	Volume	Volume	Volume
		h	w	d		at 2 m/s	at 5 m/s	at 9 m/s	at 2 m/s	at 5 m/s	at 9 m/s
		mm	mm	mm	m2	m3/s	m3/s	m3/s	m3/h	m3/h	m3/h
FGG-0700-0200-300-30	Flowgrid h x w - L=300 - Flange 30	700	200	300	0.140	0.280	0.700	1.260	1008	2520	4536
FGG-0700-0250-300-30	Flowgrid h x w - L=300 - Flange 30	700	250	300	0.175	0.350	0.875	1.575	1260	3150	5670
FGG-0700-0300-300-30	Flowgrid h x w - L=300 - Flange 30	700	300	300	0.210	0.420	1.050	1.890	1512	3780	6804
FGG-0700-0350-300-30	Flowgrid h x w - L=300 - Flange 30	700	350	300	0.245	0.490	1.225	2.205	1764	4410	7938
FGG-0700-0400-300-30	Flowgrid h x w - L=300 - Flange 30	700	400	300	0.280	0.560	1.400	2.520	2016	5040	9072
FGG-0700-0450-300-30	Flowgrid h x w - L=300 - Flange 30	700	450	300	0.315	0.630	1.575	2.835	2268	5670	10206
FGG-0700-0500-300-30	Flowgrid h x w - L=300 - Flange 30	700	500	300	0.350	0.700	1.750	3.150	2520	6300	11340
FGG-0700-0550-300-30	Flowgrid h x w - L=300 - Flange 30	700	550	300	0.385	0.770	1.925	3.465	2772	6930	12474
FGG-0700-0600-300-30	Flowgrid h x w - L=300 - Flange 30	700	600	300	0.420	0.840	2.100	3.780	3024	7560	13608
FGG-0700-0650-300-30	Flowgrid h x w - L=300 - Flange 30	700	650	300	0.455	0.910	2.275	4.095	3276	8190	14742
FGG-0700-0700-300-30	Flowgrid h x w - L=300 - Flange 30	700	700	300	0.490	0.980	2.450	4.410	3528	8820	15876
FGG-0700-0750-300-30	Flowgrid h x w - L=300 - Flange 30	700	750	300	0.525	1.050	2.625	4.725	3780	9450	17010
FGG-0700-0800-300-30	Flowgrid h x w - L=300 - Flange 30	700	800	300	0.560	1.120	2.800	5.040	4032	10080	18144
FGG-0700-0850-300-30	Flowgrid h x w - L=300 - Flange 30	700	850	300	0.595	1.190	2.975	5.355	4284	10710	19278
FGG-0700-0900-300-30	Flowgrid h x w - L=300 - Flange 30	700	900	300	0.630	1.260	3.150	5.670	4536	11340	20412
FGG-0700-0950-300-30	Flowgrid h x w - L=300 - Flange 30	700	950	300	0.665	1.330	3.325	5.985	4788	11970	21546
FGG-0700-1000-300-30	Flowgrid h x w - L=300 - Flange 30	700	1000	300	0.700	1.400	3.500	6.300	5040	12600	22680
FGG-0700-1050-300-30	Flowgrid h x w - L=300 - Flange 30	700	1050	300	0.735	1.470	3.675	6.615	5292	13230	23814
FGG-0700-1100-300-30	Flowgrid h x w - L=300 - Flange 30	700	1100	300	0.770	1.540	3.850	6.930	5544	13860	24948
FGG-0700-1150-300-30	Flowgrid h x w - L=300 - Flange 30	700	1150	300	0.805	1.610	4.025	7.245	5796	14490	26082
FGG-0700-1200-300-30	Flowgrid h x w - L=300 - Flange 30	700	1200	300	0.840	1.680	4.200	7.560	6048	15120	27216
FGG-0800-0200-300-30	Flowgrid h x w - L=300 - Flange 30	800	200	300	0.160	0.320	0.800	1.440	1152	2880	5184
FGG-0800-0250-300-30	Flowgrid h x w - L=300 - Flange 30	800	250	300	0.200	0.400	1.000	1.800	1440	3600	6480
FGG-0800-0300-300-30	Flowgrid h x w - L=300 - Flange 30	800	300	300	0.240	0.480	1.200	2.160	1728	4320	7776
FGG-0800-0350-300-30	Flowgrid h x w - L=300 - Flange 30	800	350	300	0.280	0.560	1.400	2.520	2016	5040	9072
FGG-0800-0400-300-30	Flowgrid h x w - L=300 - Flange 30	800	400	300	0.320	0.640	1.600	2.880	2304	5760	10368
FGG-0800-0450-300-30	Flowgrid h x w - L=300 - Flange 30	800	450	300	0.360	0.720	1.800	3.240	2592	6480	11664
FGG-0800-0500-300-30	Flowgrid h x w - L=300 - Flange 30	800	500	300	0.400	0.800	2.000	3.600	2880	7200	12960
FGG-0800-0550-300-30	Flowgrid h x w - L=300 - Flange 30	800	550	300	0.440	0.880	2.200	3.960	3168	7920	14256
FGG-0800-0600-300-30	Flowgrid h x w - L=300 - Flange 30	800	600	300	0.480	0.960	2.400	4.320	3456	8640	15552
FGG-0800-0650-300-30	Flowgrid h x w - L=300 - Flange 30	800	650	300	0.520	1.040	2.600	4.680	3744	9360	16848
FGG-0800-0700-300-30	Flowgrid h x w - L=300 - Flange 30	800	700	300	0.560	1.120	2.800	5.040	4032	10080	18144
FGG-0800-0750-300-30	Flowgrid h x w - L=300 - Flange 30	800	750	300	0.600	1.200	3.000	5.400	4320	10800	19440
FGG-0800-0800-300-30	Flowgrid h x w - L=300 - Flange 30	800	800	300	0.640	1.280	3.200	5.760	4608	11520	20736
FGG-0800-0850-300-30	Flowgrid h x w - L=300 - Flange 30	800	850	300	0.680	1.360	3.400	6.120	4896	12240	22032
FGG-0800-0900-300-30	Flowgrid h x w - L=300 - Flange 30	800	900	300	0.720	1.440	3.600	6.480	5184	12960	23328
FGG-0800-0950-300-30	Flowgrid h x w - L=300 - Flange 30	800	950	300	0.760	1.520	3.800	6.840	5472	13680	24624
FGG-0800-1000-300-30	Flowgrid h x w - L=300 - Flange 30	800	1000	300	0.800	1.600	4.000	7.200	5760	14400	25920
FGG-0800-1050-300-30	Flowgrid h x w - L=300 - Flange 30	800	1050	300	0.840	1.680	4.200	7.560	6048	15120	27216
FGG-0800-1100-300-30	Flowgrid h x w - L=300 - Flange 30	800	1100	300	0.880	1.760	4.400	7.920	6336	15840	28512
FGG-0800-1150-300-30	Flowgrid h x w - L=300 - Flange 30	800	1150	300	0.920	1.840	4.600	8.280	6624	16560	29808
FGG-0800-1200-300-30	Flowgrid h x w - L=300 - Flange 30	800	1200	300	0.960	1.920	4.800	8.640	6912	17280	31104
FGG-0900-0200-300-30	Flowgrid h x w - L=300 - Flange 30	900	200	300	0.180	0.360	0.900	1.620	1296	3240	5832
FGG-0900-0250-300-30	Flowgrid h x w - L=300 - Flange 30	900	250	300	0.225	0.450	1.125	2.025	1620	4050	7290
FGG-0900-0300-300-30	Flowgrid h x w - L=300 - Flange 30	900	300	300	0.270	0.540	1.350	2.430	1944	4860	8748
FGG-0900-0350-300-30	Flowgrid h x w - L=300 - Flange 30	900	350	300	0.315	0.630	1.575	2.835	2268	5670	10206
FGG-0900-0400-300-30	Flowgrid h x w - L=300 - Flange 30	900	400	300	0.360	0.720	1.800	3.240	2592	6480	11664
FGG-0900-0450-300-30	Flowgrid h x w - L=300 - Flange 30	900	450	300	0.405	0.810	2.025	3.645	2916	7290	13122
FGG-0900-0500-300-30	Flowgrid h x w - L=300 - Flange 30	900	500	300	0.450	0.900	2.250	4.050	3240	8100	14580
FGG-0900-0550-300-30	Flowgrid h x w - L=300 - Flange 30	900	550	300	0.495	0.990	2.475	4.455	3564	8910	16038
FGG-0900-0600-300-30	Flowgrid h x w - L=300 - Flange 30	900	600	300	0.540	1.080	2.700	4.860	3888	9720	17496
FGG-0900-0650-300-30	Flowgrid h x w - L=300 - Flange 30	900	650	300	0.585	1.170	2.925	5.265	4212	10530	18954
FGG-0900-0700-300-30	Flowgrid h x w - L=300 - Flange 30	900	700	300	0.630	1.260	3.150	5.670	4536	11340	20412
FGG-0900-0750-300-30	Flowgrid h x w - L=300 - Flange 30	900	750	300	0.675	1.350	3.375	6.075	4860	12150	21870
FGG-0900-0800-300-30	Flowgrid h x w - L=300 - Flange 30	900	800	300	0.720	1.440	3.600	6.480	5184	12960	23328
FGG-0900-0850-300-30	Flowgrid h x w - L=300 - Flange 30	900	850	300	0.765	1.530	3.825	6.885	5508	13770	24786
FGG-0900-0900-300-30	Flowgrid h x w - L=300 - Flange 30	900	900	300	0.810	1.620	4.050	7.290	5832	14580	26244
FGG-0900-0950-300-30	Flowgrid h x w - L=300 - Flange 30	900	950	300	0.855	1.710	4.275	7.695	6156	15390	27702
FGG-0900-1000-300-30	Flowgrid h x w - L=300 - Flange 30	900	1000	300	0.900	1.800	4.500	8.100	6480	16200	29160
FGG-0900-1050-300-30	Flowgrid h x w - L=300 - Flange 30	900	1050	300	0.945	1.890	4.725	8.505	6804	17010	30618
FGG-0900-1100-300-30	Flowgrid h x w - L=300 - Flange 30	900	1100	300	0.990	1.980	4.950	8.910	7128	17820	32076
FGG-0900-1150-300-30	Flowgrid h x w - L=300 - Flange 30	900	1150	300	1.035	2.070	5.175	9.315	7452	18630	33534
FGG-0900-1200-300-30	Flowgrid h x w - L=300 - Flange 30	900	1200	300	1.080	2.160	5.400	9.720	7776	19440	34992



FGG DIMENSIONS L=300 F=30 Table 16

Part Number	Description	Height	width	depth	Area	Volume	Volume	Volume	Volume	Volume	Volume
		h	w	d		at 2 m/s	at 5 m/s	at 9 m/s	at 2 m/s	at 5 m/s	at 9 m/s
		mm	mm	mm	m2	m3/s	m3/s	m3/s	m3/h	m3/h	m3/h
FGG-1000-0200-300-30	Flowgrid h x w - L=300 - Flange 30	1000	200	300	0.200	0.400	1.000	1.800	1440	3600	6480
FGG-1000-0250-300-30	Flowgrid h x w - L=300 - Flange 30	1000	250	300	0.250	0.500	1.250	2.250	1800	4500	8100
FGG-1000-0300-300-30	Flowgrid h x w - L=300 - Flange 30	1000	300	300	0.300	0.600	1.500	2.700	2160	5400	9720
FGG-1000-0350-300-30	Flowgrid h x w - L=300 - Flange 30	1000	350	300	0.350	0.700	1.750	3.150	2520	6300	11340
FGG-1000-0400-300-30	Flowgrid h x w - L=300 - Flange 30	1000	400	300	0.400	0.800	2.000	3.600	2880	7200	12960
FGG-1000-0450-300-30	Flowgrid h x w - L=300 - Flange 30	1000	450	300	0.450	0.900	2.250	4.050	3240	8100	14580
FGG-1000-0500-300-30	Flowgrid h x w - L=300 - Flange 30	1000	500	300	0.500	1.000	2.500	4.500	3600	9000	16200
FGG-1000-0550-300-30	Flowgrid h x w - L=300 - Flange 30	1000	550	300	0.550	1.100	2.750	4.950	3960	9900	17820
FGG-1000-0600-300-30	Flowgrid h x w - L=300 - Flange 30	1000	600	300	0.600	1.200	3.000	5.400	4320	10800	19440
FGG-1000-0650-300-30	Flowgrid h x w - L=300 - Flange 30	1000	650	300	0.650	1.300	3.250	5.850	4680	11700	21060
FGG-1000-0700-300-30	Flowgrid h x w - L=300 - Flange 30	1000	700	300	0.700	1.400	3.500	6.300	5040	12600	22680
FGG-1000-0750-300-30	Flowgrid h x w - L=300 - Flange 30	1000	750	300	0.750	1.500	3.750	6.750	5400	13500	24300
FGG-1000-0800-300-30	Flowgrid h x w - L=300 - Flange 30	1000	800	300	0.800	1.600	4.000	7.200	5760	14400	25920
FGG-1000-0850-300-30	Flowgrid h x w - L=300 - Flange 30	1000	850	300	0.850	1.700	4.250	7.650	6120	15300	27540
FGG-1000-0900-300-30	Flowgrid h x w - L=300 - Flange 30	1000	900	300	0.900	1.800	4.500	8.100	6480	16200	29160
FGG-1000-0950-300-30	Flowgrid h x w - L=300 - Flange 30	1000	950	300	0.950	1.900	4.750	8.550	6840	17100	30780
FGG-1000-1000-300-30	Flowgrid h x w - L=300 - Flange 30	1000	1000	300	1.000	2.000	5.000	9.000	7200	18000	32400
FGG-1000-1050-300-30	Flowgrid h x w - L=300 - Flange 30	1000	1050	300	1.050	2.100	5.250	9.450	7560	18900	34020
FGG-1000-1100-300-30	Flowgrid h x w - L=300 - Flange 30	1000	1100	300	1.100	2.200	5.500	9.900	7920	19800	35640
FGG-1000-1150-300-30	Flowgrid h x w - L=300 - Flange 30	1000	1150	300	1.150	2.300	5.750	10.350	8280	20700	37260
FGG-1000-1200-300-30	Flowgrid h x w - L=300 - Flange 30	1000	1200	300	1.200	2.400	6.000	10.800	8640	21600	38880
FGG-1100-0200-300-30	Flowgrid h x w - L=300 - Flange 30	1100	200	300	0.220	0.440	1.100	1.980	1584	3960	7128
FGG-1100-0250-300-30	Flowgrid h x w - L=300 - Flange 30	1100	250	300	0.275	0.550	1.375	2.475	1980	4950	8910
FGG-1100-0300-300-30	Flowgrid h x w - L=300 - Flange 30	1100	300	300	0.330	0.660	1.650	2.970	2376	5940	10692
FGG-1100-0350-300-30	Flowgrid h x w - L=300 - Flange 30	1100	350	300	0.385	0.770	1.925	3.465	2772	6930	12474
FGG-1100-0400-300-30	Flowgrid h x w - L=300 - Flange 30	1100	400	300	0.440	0.880	2.200	3.960	3168	7920	14256
FGG-1100-0450-300-30	Flowgrid h x w - L=300 - Flange 30	1100	450	300	0.495	0.990	2.475	4.455	3564	8910	16038
FGG-1100-0500-300-30	Flowgrid h x w - L=300 - Flange 30	1100	500	300	0.550	1.100	2.750	4.950	3960	9900	17820
FGG-1100-0550-300-30	Flowgrid h x w - L=300 - Flange 30	1100	550	300	0.605	1.210	3.025	5.445	4356	10890	19602
FGG-1100-0600-300-30	Flowgrid h x w - L=300 - Flange 30	1100	600	300	0.660	1.320	3.300	5.940	4752	11880	21384
FGG-1100-0650-300-30	Flowgrid h x w - L=300 - Flange 30	1100	650	300	0.715	1.430	3.575	6.435	5148	12870	23166
FGG-1100-0700-300-30	Flowgrid h x w - L=300 - Flange 30	1100	700	300	0.770	1.540	3.850	6.930	5544	13860	24948
FGG-1100-0750-300-30	Flowgrid h x w - L=300 - Flange 30	1100	750	300	0.825	1.650	4.125	7.425	5940	14850	26730
FGG-1100-0800-300-30	Flowgrid h x w - L=300 - Flange 30	1100	800	300	0.880	1.760	4.400	7.920	6336	15840	28512
FGG-1100-0850-300-30	Flowgrid h x w - L=300 - Flange 30	1100	850	300	0.935	1.870	4.675	8.415	6732	16830	30294
FGG-1100-0900-300-30	Flowgrid h x w - L=300 - Flange 30	1100	900	300	0.990	1.980	4.950	8.910	7128	17820	32076
FGG-1100-0950-300-30	Flowgrid h x w - L=300 - Flange 30	1100	950	300	1.045	2.090	5.225	9.405	7524	18810	33858
FGG-1100-1000-300-30	Flowgrid h x w - L=300 - Flange 30	1100	1000	300	1.100	2.200	5.500	9.900	7920	19800	35640
FGG-1100-1050-300-30	Flowgrid h x w - L=300 - Flange 30	1100	1050	300	1.155	2.310	5.775	10.395	8316	20790	37422
FGG-1100-1100-300-30	Flowgrid h x w - L=300 - Flange 30	1100	1100	300	1.210	2.420	6.050	10.890	8712	21780	39204
FGG-1100-1150-300-30	Flowgrid h x w - L=300 - Flange 30	1100	1150	300	1.265	2.530	6.325	11.385	9108	22770	40986
FGG-1100-1200-300-30	Flowgrid h x w - L=300 - Flange 30	1100	1200	300	1.320	2.640	6.600	11.880	9504	23760	42768
FGG-1200-0200-300-30	Flowgrid h x w - L=300 - Flange 30	1200	200	300	0.240	0.480	1.200	2.160	1728	4320	7776
FGG-1200-0250-300-30	Flowgrid h x w - L=300 - Flange 30	1200	250	300	0.300	0.600	1.500	2.700	2160	5400	9720
FGG-1200-0300-300-30	Flowgrid h x w - L=300 - Flange 30	1200	300	300	0.360	0.720	1.800	3.240	2592	6480	11664
FGG-1200-0350-300-30	Flowgrid h x w - L=300 - Flange 30	1200	350	300	0.420	0.840	2.100	3.780	3024	7560	13608
FGG-1200-0400-300-30	Flowgrid h x w - L=300 - Flange 30	1200	400	300	0.480	0.960	2.400	4.320	3456	8640	15552
FGG-1200-0450-300-30	Flowgrid h x w - L=300 - Flange 30	1200	450	300	0.540	1.080	2.700	4.860	3888	9720	17496
FGG-1200-0500-300-30	Flowgrid h x w - L=300 - Flange 30	1200	500	300	0.600	1.200	3.000	5.400	4320	10800	19440
FGG-1200-0550-300-30	Flowgrid h x w - L=300 - Flange 30	1200	550	300	0.660	1.320	3.300	5.940	4752	11880	21384
FGG-1200-0600-300-30	Flowgrid h x w - L=300 - Flange 30	1200	600	300	0.720	1.440	3.600	6.480	5184	12960	23328
FGG-1200-0650-300-30	Flowgrid h x w - L=300 - Flange 30	1200	650	300	0.780	1.560	3.900	7.020	5616	14040	25272
FGG-1200-0700-300-30	Flowgrid h x w - L=300 - Flange 30	1200	700	300	0.840	1.680	4.200	7.560	6048	15120	27216
FGG-1200-0750-300-30	Flowgrid h x w - L=300 - Flange 30	1200	750	300	0.900	1.800	4.500	8.100	6480	16200	29160
FGG-1200-0800-300-30	Flowgrid h x w - L=300 - Flange 30	1200	800	300	0.960	1.920	4.800	8.640	6912	17280	31104
FGG-1200-0850-300-30	Flowgrid h x w - L=300 - Flange 30	1200	850	300	1.020	2.040	5.100	9.180	7344	18360	33048
FGG-1200-0900-300-30	Flowgrid h x w - L=300 - Flange 30	1200	900	300	1.080	2.160	5.400	9.720	7776	19440	34992
FGG-1200-0950-300-30	Flowgrid h x w - L=300 - Flange 30	1200	950	300	1.140	2.280	5.700	10.260	8208	20520	36936
FGG-1200-1000-300-30	Flowgrid h x w - L=300 - Flange 30	1200	1000	300	1.200	2.400	6.000	10.800	8640	21600	38880
FGG-1200-1050-300-30	Flowgrid h x w - L=300 - Flange 30	1200	1050	300	1.260	2.520	6.300	11.340	9072	22680	40824
FGG-1200-1100-300-30	Flowgrid h x w - L=300 - Flange 30	1200	1100	300	1.320	2.640	6.600	11.880	9504	23760	42768
FGG-1200-1150-300-30	Flowgrid h x w - L=300 - Flange 30	1200	1150	300	1.380	2.760	6.900	12.420	9936	24840	44712
FGG-1200-1200-300-30	Flowgrid h x w - L=300 - Flange 30	1200	1200	300	1.440	2.880	7.200	12.960	10368	25920	46656